


# Spring Flowers

## Colouring Pages and Activities


























Draw a line from dot number 1 to dot number 2, then from dot number 2 to dot number 3, 3 to 4, and so on. Continue to join the dots until you have connected all the numbered dots. Then color the picture!

