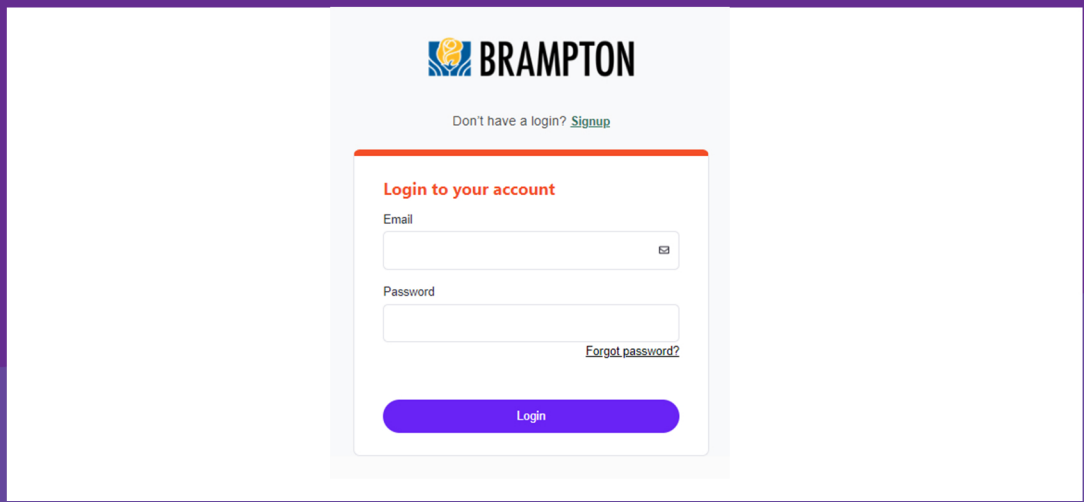


# RECREATION REGISTRATION SYSTEM CUSTOMER RESOURCE GUIDE

## Create/Manage an Account

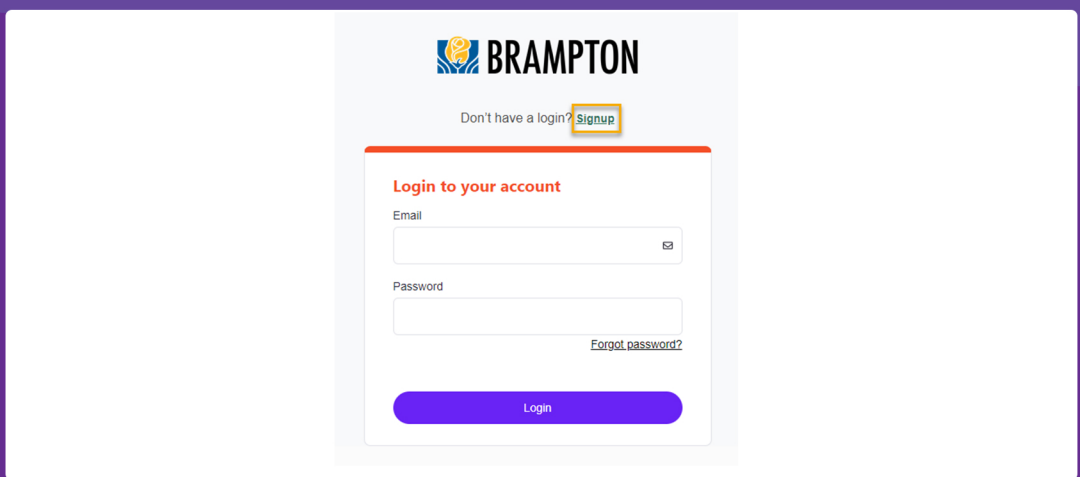
### STEP ONE

Log into the City of Brampton’s Recreation registration system at [CityOfBrampton.PerfectMind.com](http://CityOfBrampton.PerfectMind.com).



### STEP TWO

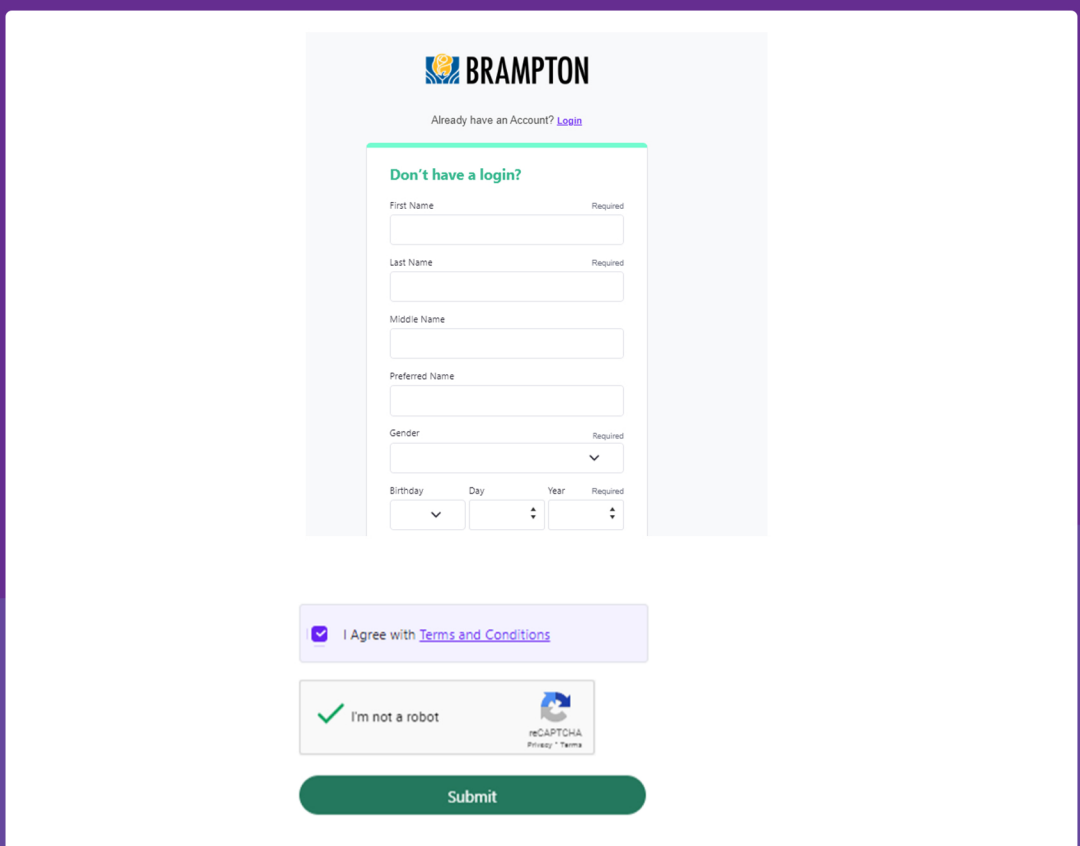
If you do not have an account, select the blue hyperlink that reads “**signup**”



**Tip:** To find out if you have a Brampton Recreation account, please contact us at [recreation@brampton.ca](mailto:recreation@brampton.ca) with the email subject line “**Account Status**”. Alternatively, you can also visit [cityofbrampton.perfectmind.com](http://cityofbrampton.perfectmind.com), click “**Forgot password**” and try the email you would have used previously.

### STEP THREE

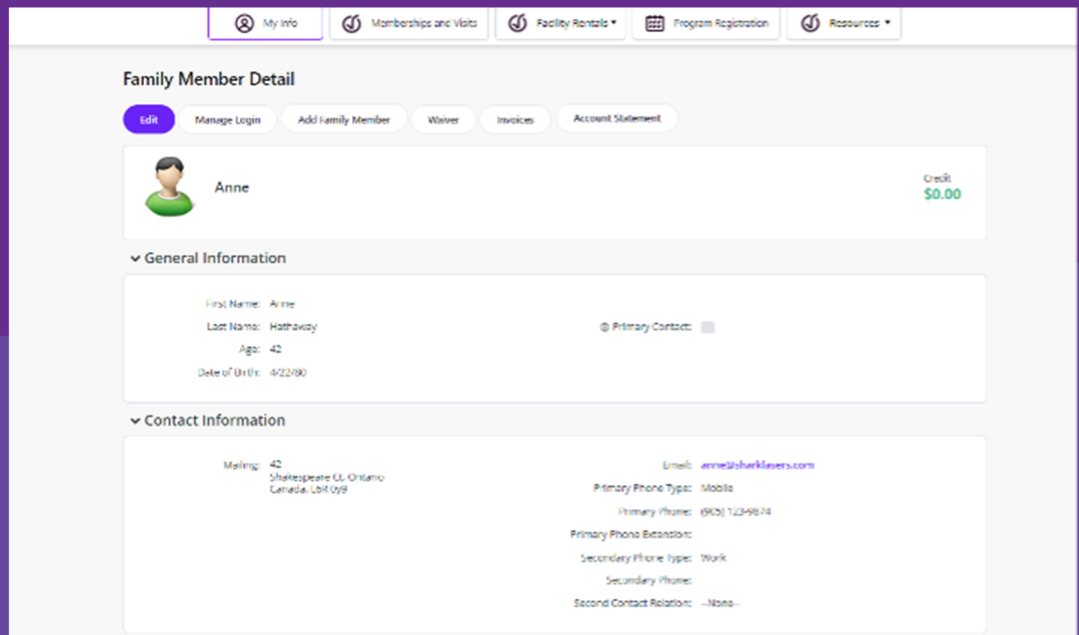
Fill out all required information. Ensure you have reviewed and accepted the “**Terms and Conditions**”. When you are done, click “**Submit**”.



**Tip:** An email is required to use the online functionality. If you do not have an email please call 3-1-1 or visit an open facility to set up an account with no email address.

### STEP FOUR

You will automatically be logged into your new account! You will also be emailed a temporary password to your email from our vendor, [communucation@perfectmind.com](mailto:communucation@perfectmind.com).



We look forward to seeing you

Questions?

Email us at [recreation@brampton.ca](mailto:recreation@brampton.ca)