

July 2023



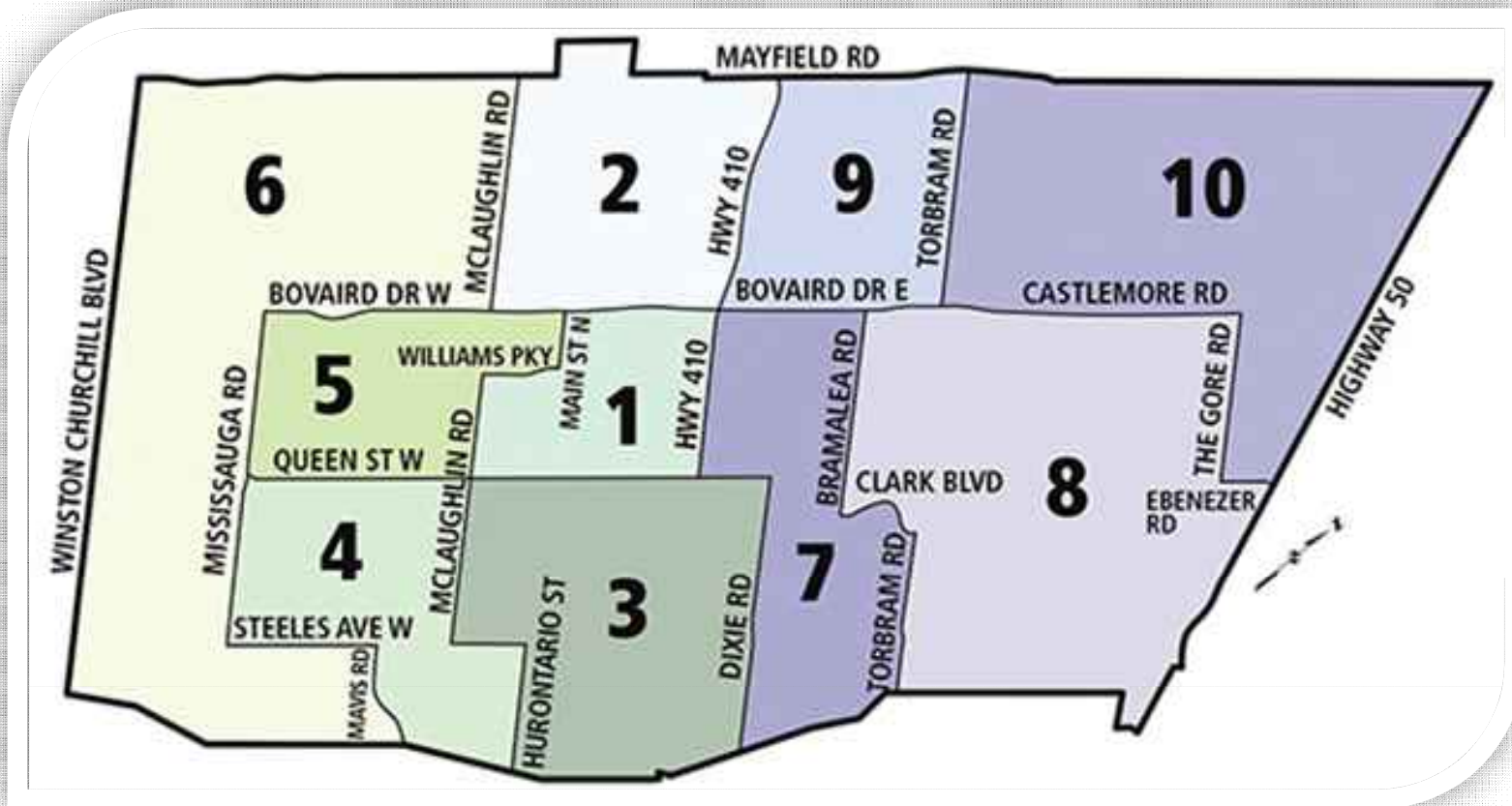
Date: 2023/07/12

City of Brampton Ward 5

- | | | | | | |
|----------------|-------------------|---------------------|--------------------------|---------------|--------------------|
| WARD BOUNDARY | LIBRARY | FIRE STATION | SEPARATE SCHOOL | PUBLIC SCHOOL | RAILWAYS |
| GO STATION | HOSPITAL | POLICE STATION | POST SECONDARY EDUCATION | PARKS | MAJOR WATERCOURSES |
| WASTE FACILITY | PARAMEDIC STATION | RECREATION FACILITY | PRIVATE SCHOOL | LAKES | ROADS |

2021 CENSUS PROFILE

CITY OF BRAMPTON - WARD 5



WARD HIGHLIGHTS

Population



63,250
2021
Ward 5
Population

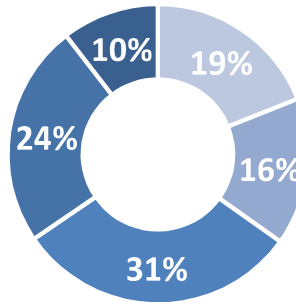
50.0%
Females

9.63% of total
Brampton
population

34.8
Median Age

50.0%
Males

2021 Population by Age Group Ward 5



- 0-14
- 15-24
- 25-44
- 45-64
- 65+

Percentage of occupied private dwellings Ward 5

58.8%
Single-
detached
houses

7.7%
Apartments

21.9%
Semi-
detached
houses

11.6%
Row house

Total population 15 years and over by marital status

55.5%
Married



32.8%
Single (never
married)



\$44,600
Average
employment
income in 2020



\$135,600
Average
household
income in 2020

55.2%
Immigrant
population



78.6%
Canadian
citizen
population

69.2%
Postsecondary
certificate,
diploma or
degree

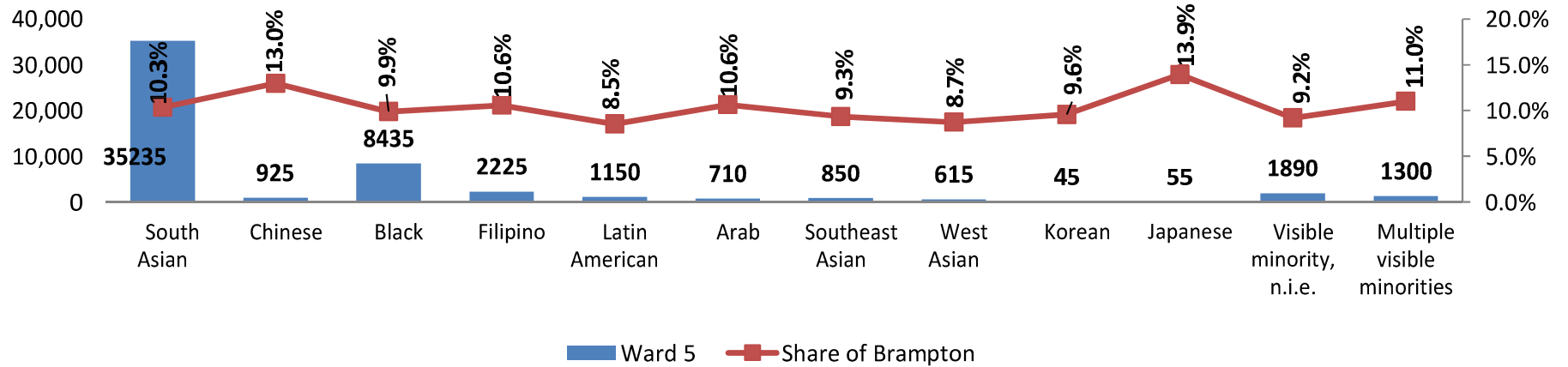


43.4%
University
certificate,
diploma or degree
at bachelor level
or above

18.4%
College, CEGEP
or other non-
university
certificate or
diploma

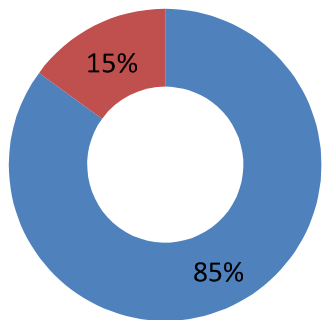
PROFILE OF ETHNO CULTURAL

2021 Total population by visible minority (Ward 5)



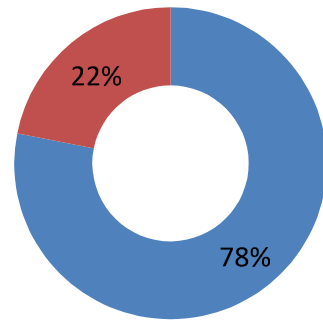
DWELLINGS

2021 Owners vs Renter (Ward 5)



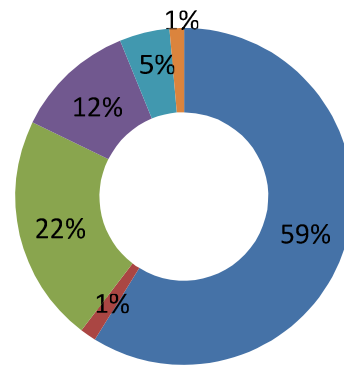
■ Owner ■ Renter

2021 Owners vs Renter (Brampton)



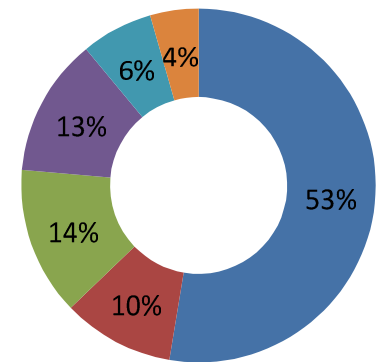
■ Owner ■ Renter

Type of dwelling (Ward 5)



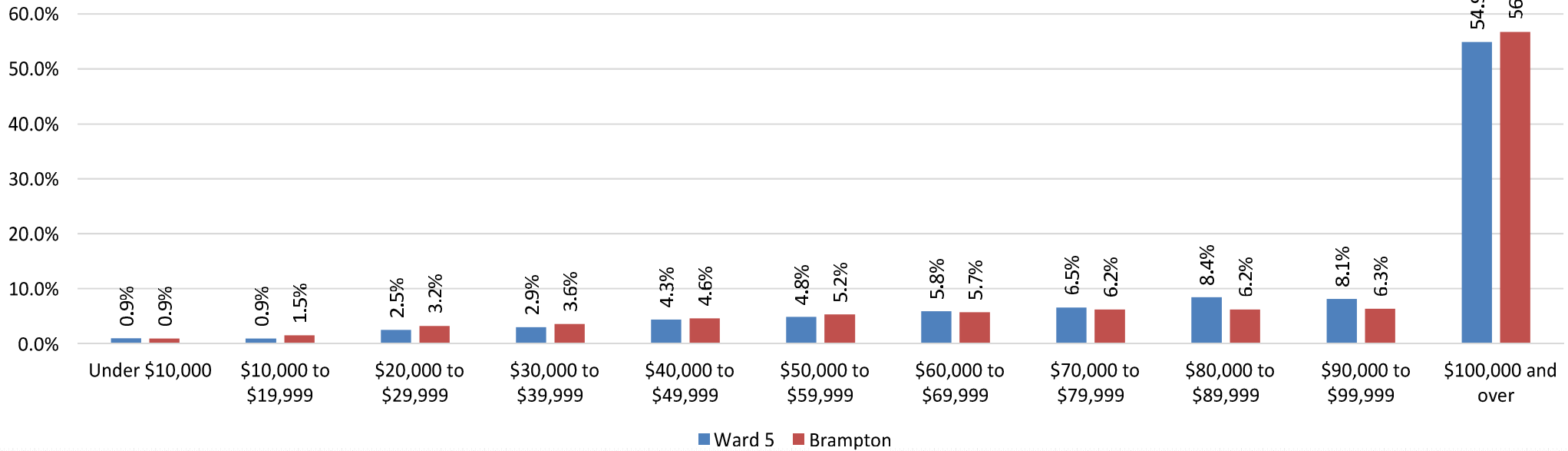
- Single-detached house
- Apartment in a building that has five or more storeys
- Semi-detached house
- Row house
- Apartment or flat in a duplex
- Apartment in a building that has fewer than five storeys

Type of dwelling (Brampton)



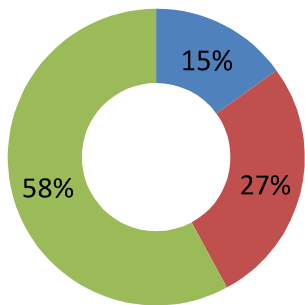
PROFILE OF INCOME

Household total income groups in 2020 for private households

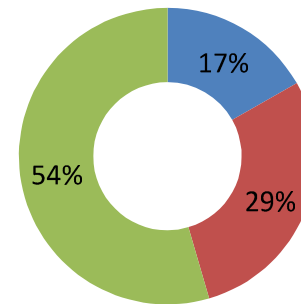


PROFILE OF EDUCATION

2021 Population 15+ years by highest certificate, diploma or degree (Ward 5)



2021 Population 15+ years by highest certificate, diploma or degree (Brampton)



- No certificate, diploma or degree
- Secondary (high) school diploma or equivalency certificate
- Postsecondary certificate, diploma or degree

PROFILE OF LABOUR FORCE

Labour Force	Ward 5	Brampton
2021 Total population aged 15 years and over by labour force status	51,140	532,540
In the labour force	35,280	355,755
Employed	30,535	308,360
Unemployed	4,745	47,405
Not in the labour force	15,865	176,785
Participation rate (%)	69	66.8
Employment rate (%)	59.7	57.9
Unemployment rate (%)	13.4	13.3

2021 Labour Force by Occupation

