



THE CORPORATION OF THE CITY OF BRAMPTON

BY-LAW

Number 290 - 2016

**To Amend User Fee By-law 380-2003, as amended,
to Update Various User Fees and Charges**

WHEREAS By-law 380-2003 was passed pursuant to the *Municipal Act, 2001*, to impose fees or charges;

AND WHEREAS Council has approved, through Resolution C381-2016 it is deemed appropriate to amend By-law 308-2003 in regard to the following fees and charges:

1. Recreation and Culture Fees
2. Fire and Emergency Services Fees
3. Transit Fees
4. Cemetery Fees, and
5. Facility Services Fees;


NOW THEREFORE the Council of The Corporation of the City of Brampton ENACTS as follows:

1. By-law 380-2003, as amended, is hereby further amended by replacing Schedule A – Recreation and Culture Fees/Charges, with the Schedule set out in Appendix 1 to this By-law.
2. By-law 380-2003, as amended, is hereby further amended by replacing Schedule F – Fire and Emergency Services Fees/Charges, with the Schedule set out in Appendix 2 to this By-law.
3. By-law 380-2003, as amended, is hereby further amended by replacing Schedule G – Transit Fees/Charges, with the Schedule set out in Appendix 3 to this By-law.
4. By-law 380-2003, as amended, is hereby further amended by replacing Schedule N – Facility Services Fees/Charges, with the Schedule set out in Appendix 4 to this By-law.
5. By-law 380-2003, as amended, is hereby further amended by replacing Schedule O – Parks Maintenance and Operations Fees/Charges, with the Schedule set out in Appendix 5 to this By-law.


ENACTED and PASSED this 14th day of December, 2016.

Approved as to
form.
2016/12/12
Denis Squires


Approved as to
content.
2016/12/12
Peter Fay



Linda Jeffrey, Mayor
GRANT GIBSON, BUDGET COMMITTEE CHAIR



Peter Fay, City Clerk



Appendix 1
Schedule A - By-law 380-2003
Recreation and Culture Fees/Charges

Schedule A Notes (applicable to schedules below)

Memberships and Admissions

Program Fees

Rental Fees

Services and Extra Fees

Advertising and Sponsorship Fees

Parks Extra Rental Fees

SCHEDULE A - RECREATION AND CULTURE - NOTES

General

Some fees may have rounding treatments.

The rates and fees presented do not include H.S.T.. Some recreation programs for children and inclusive programs may be H.S.T. exempt.

Recreation and Culture

Recreation and Culture fees have been condensed to improve presentation and readability.

Programs Fees presented are generally the Brampton resident program/course fee and a sample length that represent the fee for a Program Fee Description.

All program fees are pro-rated for course lengths that differ from the course length presented.

Non-resident fees when not presented are calculated using the following:

A surcharge fee of 25% per person, per program, up to a maximum of \$50 per person, per program, per session, will be added to the registration fee of all non-residents. Non-residents do not qualify for special discounts. Proof of residency may be requested at time of registration. For the purposes of this section, City of Brampton ratepayers are considered residents.

Adult 55 Discounts when not presented are calculated using the following:

Adults 55 years of age and over are entitled to a 25% discount on all registered programs in this guide, with the exception of programs offered at the Flower City Seniors Centre. Proof of age may be required. Material fees, if applicable, are payable at the full rate. Fitness and other memberships are calculated with a 35% discount.

Family Discounts are not presented and are calculated using the following:

Register three or more children (17 years of age and under) from the same family at the same time, in the same session and receive a 10% discount. Restrictions may apply.

SCHEDULE A - RECREATION AND CULTURE - NOTES

Abbreviations have been utilized where appropriate to save space for readability and presentation appearance. Below is a table of frequently used abbreviations:

Abbreviation - Meaning

A55 - Fee for persons 55 years of age and older
Adm - Admission
B of Ed - Boards of Education
CP - Chinguacousy Park
C/Y - Child/Youth
FCSC - Flower City Seniors Centre
HR - Hour
LSS - Life Saving Society
Mo - Month
NLS - National Life Saving Society
Non Res - Non resident
NP - Non-prime hours
PAYG - Pay As You Go
PS - Personal Services
PT - Prime-time hours
PV - Peel Village Golf
R&NR - Resident and Non-resident
RC - Red Cross
Reg - Registered
Res - Resident
SH - Ski Hill
U6 HRS - Under 6 hours
w/ - with

Room Size (# of Guests Per Room)

A (1-40), B (41-70), C (71-99), D (100-149), E (150-200), F (201-250), G (251-400),
H (401-450), I (450+)

SCHEDULE A - RECREATION and CULTURE - MEMBERSHIP AND ADMISSION FEES

Fee Description	Fee Unit	Age Category	Residency	2016 Fee (\$)	2017 Fee (\$)	HST (Yes/No)	Effective Date	Change (\$)	Change (%)
DROPS INS AND SINGLE ADMISSIONS SPORTS									
Curling Try-It	Drop-In	All Ages	R&NR	1.77	1.77	Yes	Current	0.00	0%
Curling - Adult (18-54)	Drop-In	All Ages	R&NR	4.69	4.42	Yes	05-Sep-17	-0.27	-6%
Curling - Child/Youth (13 and under)	Drop-In	>13	R&NR		2.00	No	05-Sep-17	2.00	NEW
Curling - Teen (14-17)	Drop-In	14-17	R&NR		1.90	Yes	05-Sep-17	1.90	NEW
Curling - A55	Drop-In	55+	R&NR		3.32	Yes	05-Sep-17	3.32	NEW
Racquetball/Squash - A55	Per Booking	55+	R&NR	5.09	5.09	Yes	Current	0.00	0%
Racquetball/Squash - Adult (18 to 54)	Per Booking	18-54	R&NR	7.88	7.88	Yes	Current	0.00	0%
Racquetball/Squash - B of ED	Per Booking	>13	R&NR	11.89	11.89	Yes	Current	0.00	0%
Racquetball/Squash - Sat Night Special	Per Booking	All Ages	R&NR	2.57	2.57	Yes	Current	0.00	0%
Racquetball/Squash - Student	Per Booking	Student	R&NR	6.28	6.28	Yes	Current	0.00	0%
Racquetball/Squash - Teen (14 to 17)	Per Booking	14-17	R&NR	5.09	5.09	Yes	Current	0.00	0%
Racquetball/Squash Youth (13 and under)	Per Booking	>13	R&NR	5.75	5.75	No	Current	0.00	0%
Racquetball/Squash- Family	Per Booking	Family	R&NR	10.89	10.89	Yes	Current	0.00	0%
Sports - A55	Drop In	55+	R&NR	5.09	3.32	Yes	05-Sep-17	-1.77	-35%
Sport - Adult (18 to 54)	Drop In	18-54	R&NR	7.88	4.42	Yes	05-Sep-17	-3.45	-44%
Sport - Child/Youth (13 and under)	Drop In	>13	R&NR	2.00	2.00	No	Current	0.00	0%
Sport - Teen (14 to 17)	Drop in	14-17	R&NR	1.90	1.90	Yes	Current	0.00	0%
Tennis - Court Fee Non-Prime	Per Booking	All Ages	R&NR	5.49	5.49	Yes	Current	0.00	0%
Tennis - Court Fee Prime-Time	Per Booking	All Ages	R&NR	6.77	6.77	Yes	Current	0.00	0%
Tennis - Guest Fee	Per Booking	All Ages	R&NR	10.66	10.66	Yes	Current	0.00	0%
Tennis Court - B of ED	Per Booking	>13	R&NR	11.89	11.89	Yes	Current	0.00	0%
FITNESS AND HEALTH									
AquaFit A55	Drop-In	55+	R&NR	5.09	5.09	Yes	Current	0.00	0%
AquaFit Adult (18 to 54)	Drop-In	18-54	R&NR	7.88	7.88	Yes	Current	0.00	0%
AquaFit Teen (14 to 17)	Drop-In	14-17	R&NR	5.09	5.09	Yes	Current	0.00	0%
Fitness/Neighbourhood - A55	Drop-In	55+	R&NR	5.09	5.09	Yes	Current	0.00	0%
Fitness Adult (18 to 54)	Drop-In	18-54	R&NR	7.88	7.88	Yes	Current	0.00	0%
Fitness - Spin/Kickboxing A56	Drop-In	55+	R&NR	7.30	7.30	Yes	Current	0.00	0%
Fitness Spin/Kickboxing Adult (18-54)	Drop-In	18-54	R&NR	9.69	9.69	Yes	Current	0.00	0%
Fitness - Spin/Kickboxing Memb	Drop-In	All Ages	R&NR	4.87	4.87	Yes	Current	0.00	0%
Fitness/Neighbourhood - Student	Drop-In	Student	R&NR	6.28	6.28	Yes	Current	0.00	0%
Fitness/Neighbourhood - Teen (14 to 17)	Drop-In	14-17	R&NR	5.09	5.09	Yes	Current	0.00	0%
Fitness - Track A56	Drop-In	55+	R&NR	1.24	1.24	Yes	Current	0.00	0%
Fitness - Track Adult (18 to 54)	Drop-In	18-54	R&NR	1.90	1.90	Yes	Current	0.00	0%
Fitness - Track Student	Drop-In	Student	R&NR	1.73	1.73	Yes	Current	0.00	0%
Fitness - Track Teen (14 to 17)	Drop-In	14-17	R&NR	1.42	1.42	Yes	Current	0.00	0%
Fitness - Track Youth (13 and under)	Drop-In	>13	R&NR	1.42	1.42	Yes	Current	0.00	0%
Fitness/Neighbourhood - Youth (13 and under)	Drop-In	>13	R&NR	5.75	5.75	No	Current	0.00	0%
Fitzone (7 to 14 yrs)	Drop-In	>13	R&NR	2.00	2.00	No	Current	0.00	0%
Wellness - Drop-In Prog	Drop-In	18-54	R&NR	8.58	8.58	Yes	Current	0.00	0%
Wellness - Drop-In Prog	Drop-In	18-54	R&NR	9.51	9.51	Yes	Current	0.00	0%
PEEL VILLAGE GOLF COURSE									
Peel Village Staff Play	Round	All Ages	R&NR	0.00	0.00	Yes	Current	0.00	NEW
PV Prime Time Adult (18 to 59)	Round	All Ages	R&NR	23.89	24.78	Yes	01-Apr-17	0.88	4%
PV Non-Prime Time A60	Round	A55 +	R&NR	17.70	18.58	Yes	01-Apr-17	0.88	5%
PV Non-Prime Time Adult (18-59)	Round	18-54	R&NR	23.89	21.24	Yes	01-Apr-17	-2.65	-11%
PV Anytime Junior (17 and Under)	Round	>17	R&NR	17.70	18.58	Yes	01-Apr-17	0.88	5%
PV Twilight Adult (18-59)	Round	18-54	R&NR	22.12	21.24	Yes	01-Apr-17	-0.88	-4%
PV Twilight A60	Round	55+	R&NR	22.12	18.58	Yes	01-Apr-17	-3.54	-16%
PV Twilight Junior (17 and Under)	Round	>17	R&NR	15.93	16.81	Yes	01-Apr-17	0.88	6%
PV Super Twilight Adult (18-59)	Round	18-54	R&NR		13.27	Yes	01-Apr-17	13.27	NEW
PV Super Twilight A60	Round	55+	R&NR		13.27	Yes	01-Apr-17	13.27	NEW
PV Super Twilight Junior (17 and Under)	Round	>17	R&NR		13.27	Yes	01-Apr-17	13.27	NEW
PV Shoulder Season/Special Rate/Aeration Adult (18-59)	Round	18-54	R&NR	22.01	23.01	Yes	01-Apr-17	1.00	5%
PV Shoulder Season/Special Rate/Aeration Non-Prime Time Adult (18-59)	Round	1-54	R&NR		19.47	Yes	01-Apr-17	19.47	NEW
PV Shoulder Season/Special Rate/Aeration A60	Round	55+	R&NR	15.93	16.81	Yes	01-Apr-17	0.88	6%

SCHEDULE A - RECREATION and CULTURE - MEMBERSHIP AND ADMISSION FEES

Fee Description	Fee Unit	Age Category	Residency	2016 Fee	2017 Fee	HST	Effective Date	Change	
				(\$)	(\$)	(Yes/No)		(\$)	(%)
PV Shoulder Season/Special Rate/Aeration Junior (17 and Under)	Round	>17	R&NR	15.93	16.81	Yes	01-Apr-17	0.88	6%
PV Back 9 Adult (18-59)	Round	18-54	R&NR	18.14	19.03	Yes	01-Apr-17	0.88	5%
PV Back 9 A60	Round	55+	R&NR	18.14	16.81	Yes	01-Apr-17	-1.33	-7%
PV Back 9 Junior (17 and Under)	Round	>17	R&NR	18.14	16.81	Yes	01-Apr-17	-1.33	-7%
PV 18 holes Adult (18-59)	Round	18-54	R&NR	42.04	42.92	Yes	01-Apr-17	0.88	2%
PV 18 Holes A60	Round	55+	R&NR	42.04	35.40	Yes	01-Apr-17	-6.64	-16%
PV 18 Holes Junior (17 and Under)	Round	>17	R&NR	42.04	35.40	Yes	01-Apr-17	-6.64	-16%
PROFESSOR'S LAKE									
Prof Lake - Teen/Adult (14 to 54)	Drop-in	18-54	R&NR	3.54	3.63	Yes	Current	0.09	3%
Prof Lake - A56	Drop-in	55+	R&NR	2.66	2.74	Yes	Current	0.09	3%
Prof Lake - Child/Youth (13 and Under)	Drop-in	>13	R&NR	2.60	2.65	No	Current	0.05	2%
Prof Lake - Group (4)	Drop-in	All Ages	R&NR	9.07	9.29	Yes	Current	0.22	2%
Prof Lake - Senior 70+	Drop-in	70 +	R&NR		0.00	Yes	Current	0.00	NEW
Prof Lake - Teen/Adult (14 to 54) After 5 pm	Drop-in	18-54	R&NR		2.43	Yes	Current	2.43	NEW
Prof Lake - A55 After 5 pm	Drop-in	55+	R&NR		1.99	Yes	Current	1.99	NEW
Prof Lake - Child/Youth (13 and Under) After 5 pm	Drop-in	>13	R&NR		1.50	No	Current	1.50	NEW
Prof Lake - Group of 4 After 5 pm	Drop-in	All Ages	R&NR		5.84	Yes	Current	5.84	NEW
Prof Lake - Senior 70+ After 5 pm	Drop-in	70 +	R&NR		0.00	Yes	Current	0.00	NEW
INCLUSIVE PROGRAMMING									
Inclusive Programs - Dances PAYG	Drop-in	14+	R&NR	9.25	9.25	No	Current	0.00	0%
Inclusive Programs - DD Dance ONLY	Drop-in	14+	R&NR	6.15	6.15	No	Current	0.00	0%
Inclusive Programs - Dinner & Dance	Drop-in	14+	R&NR	15.50	15.50	No	Current	0.00	0%
Out and About Adult (21 yrs plus)	Drop-in	21+	R&NR	10.00	10.00	No	Current	0.00	0%
Out and About Teen (14 to 20 yrs)	Drop-in	14-17	R&NR	5.00	5.00	No	Current	0.00	0%
P.A.H.A. Drop-in	Drop-in	18-54	R&NR	1.10	1.10	No	Current	0.00	0%
A55 - Specific Programming									
A55 Specific - Drop-in Volunteer Led	Drop-in	55+	R&NR	0.97	0.97	Yes	Current	0.00	0%
A55 Specific - Drop-in Staff Led A	Drop-in	55+	R&NR	1.97	1.97	Yes	Current	0.00	0%
A55 Specific - Drop-in Staff Led B	Drop-in	55+	R&NR	2.97	2.97	Yes	Current	0.00	0%
A55 Specific - Drop-in Staff Led C	Drop-in	55+	R&NR	3.97	3.97	Yes	Current	0.00	0%
A55 Specific - Drop-in Staff Led D	Drop-in	55+	R&NR	4.97	4.97	Yes	Current	0.00	0%
A55 Specific - Drop-in Staff Led E	Drop-in	55+	R&NR	5.97	5.97	Yes	Current	0.00	0%
SKI/SNOWBOARD									
CP SH Tube 2HR Lift Ticket	Drop-in	All Ages	R&NR	11.81	11.81	Yes	Current	0.00	0%
CP SH Ski/Snow 1 HR Lift Fee	Drop-in	All Ages	R&NR	12.39	12.39	Yes	Current	0.00	0%
CP SH Ski/Snow 2 HR Lift Fee	Drop-in	All Ages	R&NR	14.65	14.65	Yes	Current	0.00	0%
CP SH Ski/Snow 3 HR Lift Fee	Drop-in	All Ages	R&NR	16.90	16.90	Yes	Current	0.00	0%
CP SH Ski/Snow 4 HR Lift Fee	Drop-in	All Ages	R&NR	18.94	18.94	Yes	Current	0.00	0%
CP SH Ski/Snow All Day Lift Fee	Drop-in	All Ages	R&NR	22.08	22.08	Yes	Current	0.00	0%
CP SH Tube Family Night	Drop-in	Family	R&NR	7.88	7.88	Yes	Current	0.00	0%
CP SH Tube Sport Team Night	Drop-in	All Ages	R&NR	7.88	7.88	Yes	Current	0.00	0%
CP SH Tube Teen Night	Drop-in	14-17	R&NR	7.88	7.88	Yes	Current	0.00	0%
CP SH Tube 6 Rides	Drop-in	All Ages	R&NR	11.81	11.81	Yes	Current	0.00	0%
CP SH Tube 12 Rides	Drop-in	All Ages	R&NR	18.01	18.01	Yes	Current	0.00	0%
CP SH Tube 18 Rides	Drop-in	All Ages	R&NR	24.03	24.03	Yes	Current	0.00	0%
CP SH Tube 2 HR Lift Ticket	Drop-in	All Ages	R&NR	11.81	11.81	Yes	Current	0.00	0%

SCHEDULE A - RECREATION and CULTURE - MEMBERSHIP AND ADMISSION FEES

Fee Description	Fee Unit	Age Category	Residency	2016 Fee (\$)	2017 Fee (\$)	HST (Yes/No)	Effective Date	Change (\$)	Change (%)
GENERAL INTEREST									
B OF Ed Programs (1)	Drop-in	>13	R&NR		1.00	No			
Childcare - Family	Drop-in	Family	R&NR	3.54	3.54	Yes	Current	0.00	0%
Childcare - Single	Drop-in	>13	R&NR	1.77	1.77	Yes	Current	0.00	0%
Ching Park Mini Golf	Drop-in	All Ages	R&NR	3.45	3.45	Yes	Current	0.00	0%
Ching Park Petting Zoo	Drop-in	All Ages	R&NR	1.00	1.00	No	Current	0.00	0%
Ching Park Pony Rides	Drop-in	All Ages	R&NR	3.23	3.23	Yes	Current	0.00	0%
CY - Drop-in Prog \$1.01	Drop-in	>13	R&NR	1.00	1.00	No	Current	0.00	0%
CY - Drop-in Prog \$2.01	Drop-in	>13	R&NR	2.00	2.00	No	Current	0.00	0%
CY - Drop-in Prog \$5.01	Drop-in	>13	R&NR	5.00	5.00	No	Current	0.00	0%
Preschool	Drop-in	Pre-School (Ind)	R&NR	2.00	2.00	No	Current	0.00	0%
Rock Climbing	Drop-in	All Ages	R&NR	5.00	5.00	No	Current	0.00	0%
Youth Night	Drop-in	>13	R&NR	2.00	2.00	No	Current	0.00	0%
SWIM/SKATE									
Sauna	Drop-in	All Ages	R&NR	1.90	1.90	Yes	Current	0.00	0%
Shinny - A55	Drop-in	55+	R&NR	5.09	3.32	Yes	05-Sep-17	-1.77	-35%
Shinny - Adult (18 to 54)	Drop-in	18-54	R&NR	7.88	4.42	Yes	05-Sep-17	-3.45	-44%
Shinny - Child/Youth (13 and Under)	Drop-in	>13	R&NR	2.00	2.00	No	Current	0.00	0%
Shinny - Parent	Drop-in	Parent	R&NR	2.30	2.30	Yes	Current	0.00	0%
Shinny - Teen (14 to 17)	Drop-in	14-17	R&NR	1.90	1.90	Yes	Current	0.00	0%
Skate - A55	Drop-in	55+	R&NR	1.24	1.24	Yes	Current	0.00	0%
Skate - Adult (18 to 54)	Drop-in	18-54	R&NR	1.90	1.90	Yes	Current	0.00	0%
Skate - Child/Youth (13 and Under)	Drop-in	>13	R&NR	2.00	2.00	No	Current	0.00	0%
Skate - Small Group (Max 4 ppl)	Drop-in	All Ages	R&NR	5.71	5.71	Yes	Current	0.00	0%
Skate - Small Group Extra Person	Drop-in	All Ages	R&NR	0.89	0.89	Yes	Current	0.00	0%
Skate - Teen (14 to 17)	Drop-in	14-17	R&NR	1.90	1.90	Yes	Current	0.00	0%
Swim - A55	Drop-in	55+	R&NR	1.24	1.24	Yes	Current	0.00	0%
Swim Adult (18 to 54)	Drop-in	18-54	R&NR	1.90	1.90	Yes	Current	0.00	0%
Swim - Child/Youth (13 and under)	Drop-in	>13	R&NR	2.00	2.00	No	Current	0.00	0%
Swim - Small Group (Max 4 ppl)	Drop-in	All Ages	R&NR	5.71	5.71	Yes	Current	0.00	0%
Swim - Small Group Extra Person	Drop-in	All Ages	R&NR	0.89	0.89	Yes	Current	0.00	0%
Swim Teen (14 to 17)	Drop-in	14-17	R&NR	1.90	1.90	Yes	Current	0.00	0%
Water Sports - A55	Drop-in	55+	R&NR	5.09	5.09	Yes	Current	0.00	0%
Water Sport - Adult (18 to 54)	Drop-in	18-54	R&NR	7.88	7.88	Yes	Current	0.00	0%
Water Sport - Child/Youth (13 and Under)	Drop-in	>13	R&NR	2.00	2.00	No	Current	0.00	0%
Water Sport - Teen (14 to 17)	Drop-in	14-17	R&NR	1.90	1.90	Yes	Current	0.00	0%
PASSES AND MEMBERSHIPS									
FITNESS AND HEALTH									
Childcare - Single	10 Punches	>13	R&NR	40.00	40.00	No	Current	0.00	0%
Childcare - Family	10 Punches	>13	R&NR	20.00	20.00	No	Current	0.00	0%
Aquaftit - A55	10 Punches	55+	R&NR	45.75	45.75	Yes	Current	0.00	0%
Aquaftit - Adult (18-54)	10 Punches	18-54	R&NR	70.89	70.89	Yes	Current	0.00	0%
Aquaftit - Teen (14-17)	10 Punches	14-17	R&NR	45.75	45.75	Yes	Current	0.00	0%
Fitness - 10 punches Adult (18-54)	10 Punches	18-54	R&NR	70.89	70.89	Yes	Current	0.00	0%
Fitness - 10 punches A55	10 Punches	55+	R&NR	45.80	45.80	Yes	Current	0.00	0%
Fitness - 10 Punches Student (18+school)	10 Punches	Student	R&NR	56.55	56.55	Yes	Current	0.00	0%
Fitness - 10 Punches Teen (14-17)	10 Punches	14-17	R&NR	45.75	45.75	Yes	Current	0.00	0%
Fitness - Annual (18-54)	Annual Membership	18-54	Res	380.02	380.02	Yes	Current	0.00	0%
Fitness - Annual A55	Annual Membership	55+	Res	247.62	247.62	Yes	Current	0.00	0%
Fitness - Annual Student (18+ School)	Annual Membership	Student	Res	304.00	304.00	Yes	Current	0.00	0%
Fitness - Annual Teen (14-17)	Annual Membership	14-17	Res	247.62	247.62	Yes	Current	0.00	0%
Fitzone - 10 Punches (13 and Under)	10 Punches	>13	R&NR	18.00	18.00	No	Current	0.00	0%
Fitzne - Annual (13 and Under)	Annual Membership	>13	Res	102.50	102.50	No	Current	0.00	0%
Neighbourhood - Annual Adult (18-54)	Annual Membership	18-54	Res	242.89	242.89	Yes	Current	0.00	0%
Neighbourhood - Annual A55	Annual Membership	55+	Res	157.88	157.88	Yes	Current	0.00	0%
Neighbourhood - Annual Student (18+ School)	Annual Membership	Student	Res	194.30	194.30	Yes	Current	0.00	0%
Neighbourhood - Annual Teen (14-17)	Annual Membership	14-17	Res	157.88	157.88	Yes	Current	0.00	0%
One Month Adult (18-54)	1 Mo. Pass	18-54	Res	44.34	44.34	Yes	Current	0.00	0%
One Month A55	1 Mo. Pass	55+	Res	28.85	28.85	Yes	Current	0.00	0%
One Month Student (18+ school)	1 Mo. Pass	Student	Res	35.49	35.49	Yes	Current	0.00	0%
One Month Teen (14-17)	1 Mo. Pass	14-17	Res	28.85	28.85	Yes	Current	0.00	0%

SCHEDULE A - RECREATION and CULTURE - MEMBERSHIP AND ADMISSION FEES

Fee Description	Fee Unit	Age Category	Residency	2016 Fee (\$)	2017 Fee (\$)	HST (Yes/No)	Effective Date	Change (\$)	Change (%)
PERSONAL TRAINING & AQUATIC THERAPY									
Fee without Fitness Membership									
Aquatic Therapy / Personal Training 1- Mem (14 to 54)	1 Session	14-54	R&NR	49.92	49.92	Yes	Current	0.00	0%
Aquatic Therapy / Personal Training 1 - Mem A55	1 Session	55+	R&NR	26.00	26.00	Yes	Current	0.00	0%
Aquatic Therapy / Personal Training 3 - Mem (14 to 54)	3 Sessions	14-54	R&NR	150.02	150.02	Yes	Current	0.00	0%
Aquatic Therapy / Personal Training 3 - Mem A55	3 Sessions	55+	R&NR	97.51	97.51	Yes	Current	0.00	0%
Aquatic Therapy / Personal Training 5 - Mem (14 to 54)	5 Sessions	14-54	R&NR	250.04	250.04	Yes	Current	0.00	0%
Aquatic Therapy / Personal Training 5 - Mem A55	5 Sessions	55+	R&NR	162.52	162.52	Yes	Current	0.00	0%
Aquatic Therapy / Personal Training 10 - Mem (14 to 54)	10 Sessions	14-54	R&NR	471.68	471.68	Yes	Current	0.00	0%
Aquatic Therapy / Personal Training 10 - Mem A55	10 Sessions	55+	R&NR	306.64	306.64	Yes	Current	0.00	0%
Aquatic Therapy / Personal Training 15 - Mem (14 to 54)	15 Sessions	14-54	R&NR	663.30	663.30	Yes	Current	0.00	0%
Aquatic Therapy / Personal Training 15 - Mem A55	15 Sessions	55+	R&NR	431.15	431.15	Yes	Current	0.00	0%
Fee with Fitness Membership									
Aquatic Therapy / Personal Training 1- (14 to 54)	1 Session	14-54	R&NR	40.01	40.01	Yes	Current	0.00	0%
Aquatic Therapy / Personal Training 1 - A55	1 Session	55+	R&NR		0.00	Yes	Current	0.00	NEW
Aquatic Therapy / Personal Training 3 - (14 to 54)	3 Sessions	14-54	R&NR	120.01	120.01	Yes	Current	0.00	0%
Aquatic Therapy / Personal Training 3 - A55	3 Sessions	55+	R&NR	78.00	78.00	Yes	Current	0.00	0%
Aquatic Therapy / Personal Training 5 - (14 to 54)	5 Sessions	14-54	R&NR	200.01	200.01	Yes	Current	0.00	0%
Aquatic Therapy / Personal Training 5 - A55	5 Sessions	55+	R&NR	130.00	130.00	Yes	Current	0.00	0%
Aquatic Therapy / Personal Training 10 - (14 to 54)	10 Sessions	14-54	R&NR	377.34	377.34	Yes	Current	0.00	0%
Aquatic Therapy / Personal Training 10 - A55	10 Sessions	55+	R&NR	245.31	245.31	Yes	Current	0.00	0%
Aquatic Therapy / Personal Training 15 - (14 to 54)	15 Sessions	14-54	R&NR	530.64	530.64	Yes	Current	0.00	0%
Aquatic Therapy / Personal Training 15 - A55	15 Sessions	55+	R&NR	344.87	344.87	Yes	Current	0.00	0%
SPORTS									
Racquetball/Squash - 10 Punches Adult (18-54)	10 Punches	18-54	R&NR	70.89	70.89	Yes	Current	0.00	0%
Racquetball/Squash - 10 Punches A55	10 Punches	55+	R&NR	45.75	45.75	Yes	Current	0.00	0%
Racquetball/Squash - 10 Punches Child/Youth (13 and under)	10 Punches	>13	R&NR	45.75	45.75	Yes	Current	0.00	0%
Racquetball/Squash - 10 Punches Student (18+ school)	10 Punches	Student	R&NR	56.55	56.55	Yes	Current	0.00	0%
Racquetball/Squash - 10 Punches Teen (14-17)	10 Punches	14-17	R&NR	45.75	45.75	Yes	Current	0.00	0%
Racquetball/Squash - Annual Adult (18-54)	Annual Membership	18-54	Res	218.60	218.60	Yes	Current	0.00	0%
Racquetball/Squash - Annual A55	Annual Membership	55+	Res	142.09	142.09	Yes	Current	0.00	0%
Racquetball/Squash - Annual Child/Youth (13 and under)	Annual Membership	>13	Res	142.09	142.09	Yes	Current	0.00	0%
Racquetball/Squash - Annual Student (18+school)	Annual Membership	Student	Res	174.88	174.88	Yes	Current	0.00	0%
Racquetball/Squash - Annual Teen (14-17)	Annual Membership	14-17	Res	142.09	142.09	Yes	Current	0.00	0%
Tennis Court Fees - Prime Time 10 Punches	10 Punches	All Ages	R&NR	61.07	61.07	Yes	Current	0.00	0%
Tennis Court Fees - Prime Time 20 Punches	20 Punches	All Ages	R&NR	122.13	122.13	Yes	Current	0.00	0%
Tennis Court Fees - Non-Prime Time 10 Punches	10 Punches	All Ages	R&NR	49.56	49.56	Yes	Current	0.00	0%
Tennis Court Fees - Non-Prime Time 20 Punches	20 Punches	All Ages	R&NR	99.12	99.12	Yes	Current	0.00	0%
Tennis - 3 Month Adult (18-54)	3 Mo. Membership	18-54	Res	119.30	119.30	Yes	Current	0.00	0%
Tennis - 3 Month A55	3 Mo. Membership	55+	Res	77.57	77.57	Yes	Current	0.00	0%
Tennis - 3 Month Child/Youth (13 and under)	3 Mo. Membership	>13	Res	77.57	77.57	Yes	Current	0.00	0%
Tennis - 3 Month Student (18+school)	3 Mo. Membership	Student	Res	95.45	95.45	Yes	Current	0.00	0%
Tennis - 3 Month Teen (14-17)	3 Mo. Membership	14-17	Res	77.57	77.57	Yes	Current	0.00	0%
Tennis - 6 Month Adult (18-54)	6 Mo. Membership	18-54	Res	199.13	199.13	Yes	Current	0.00	0%
Tennis - 6 Month A55	6 Mo. Membership	55+	Res	129.25	129.25	Yes	Current	0.00	0%
Tennis - 6 Month Child/Youth (13 and under)	6 Mo. Membership	>13	Res	129.25	129.25	Yes	Current	0.00	0%
Tennis - 6 Month Student (18+school)	6 Mo. Membership	Student	Res	159.30	159.30	Yes	Current	0.00	0%
Tennis - 6 Month Teen (14-17)	6 Mo. Membership	14-17	Res	129.25	129.25	Yes	Current	0.00	0%

SCHEDULE A - RECREATION and CULTURE - MEMBERSHIP AND ADMISSION FEES

Fee Description	Fee Unit	Age Category	Residency	2016 Fee	2017 Fee	HST (Yes/No)	Effective Date	Change	
				(\$)	(\$)			(\$)	(%)
CBRA - Annual Adult (18-54)	Annual Membership	18-54	R&NR	187.53	187.53	Yes	Current	0.00	0%
CBRA - Annual A55	Annual Membership	55+	R&NR	121.91	121.91	Yes	Current	0.00	0%
CBRA - Annual Child/Youth (13 and under)	Annual Membership	>13	R&NR	121.91	121.91	Yes	Current	0.00	0%
CBRA - Annual Student (18+school)	Annual Membership	Student	R&NR	150.01	150.01	Yes	Current	0.00	0%
Peel Village Golf	10 Punches	All Ages	R&NR	215.06	223.01	Yes	01-Apr-17	7.95	4%
A55 Specific Programming									
Flower City Senior - Annual A55	Annual Membership	55+	Res	18.14	18.14	Yes	Current	0.00	0%
Flower City Senior - Annual 90+	Annual Membership	90+	R&NR	0.00	0.00	Yes	Current	0.00	0%
Walking Membership, A55	Annual Membership	55+	R&NR	54.00	54.00	Yes	Current	0.00	0%
Walking Membership, 70+ yrs	Annual Membership	70+	R&NR	0.00	0.00	Yes	Current	0.00	0%
SKI/SNOWBOARD									
Ski & Snowboard Full Season Pass Adult (18-54)	3 Mo. Membership	18-54	R&NR	175.10	175.10	Yes	Current	0.00	0%
Ski & Snowboard Full Season Pass A55	3 Mo. Membership	55+	R&NR	113.86	113.86	Yes	Current	0.00	0%
Ski & Snowboard Full Season Pass Student (18+ school)	3 Mo. Membership	Student	R&NR	103.41	103.41	Yes	Current	0.00	0%
Ski & Snowboard Full Season Pass Family	3 Mo. Membership	Family	R&NR	392.19	392.19	Yes	Current	0.00	0%
Ski & Snowboard Full Season Pass Teen (14-17)	3 Mo. Membership	14-17	R&NR	103.41	103.41	Yes	Current	0.00	0%
Ski & Snowboard Full Season Pass Child/Youth (13 and under)	3 Mo. Membership	>13	R&NR	103.41	103.41	No	Current	0.00	0%
SWIM/SKATE									
Rec Swim/Skate - 10 (Punches Teen/Adult (14-54)	10 Punches	14-54	R&NR	17.08	17.08	Yes	Current	0.00	0%
Rec Swim/Skate - 10 Punches A55	10 Punches	55+	R&NR	11.15	11.15	Yes	Current	0.00	0%
Rec Swim/Skate - 10 Punches Child/Youth (13 and under)	10 Punches	>13	R&NR	18.00	18.00	No	Current	0.00	0%
Rec Swim/Skate - 10 Punches Small Group (Max 4 ppl)	10 Punches	Family	R&NR	17.08	51.33	Yes	05-Sep-17	34.25	201%
Rec Swim/Skate - Annual Teen/Adult (14-54)	Annual Membership	14-54	Res	95.23	95.23	Yes	Current	0.00	0%
Rec Swim/Skate - Annual A55	Annual Membership	55+	Res	61.91	61.91	Yes	Current	0.00	0%
Rec Swim/Skate - Annual Child/Youth (13 and under)	Annual Membership	>13	Res	80.00	80.00	No	Current	0.00	0%
Rec Swim/Skate - Annual 70+	Annual Membership	70+	Res	0.00	0.00	No	Current	0.00	0%
Rec Swim/Skate - Annual Family	Annual Membership	Family	Res	223.82	223.82	Yes	Current	0.00	0%
Shinny - 10 Punches Adult (18-54)	10 Punches	18-54	R&NR	70.89	39.82	Yes	Current	-31.07	-44%
Shinny - 10 Punches A55	10 Punches	55+	R&NR	45.75	29.87	Yes	Current	-15.88	-35%
Water Sports - Adult (18 to 54)	10 Punches	18-54	R&NR	70.89	70.89	Yes	Current	0.00	0%
Water Sports - A55	10 Punches	55+	R&NR	45.75	45.75	Yes	Current	0.00	0%
Water Sport - Child/Youth (13 and under)	10 Punches	>13	R&NR	18.00	18.00	No	Current	0.00	0%
Water Sports - Teen (14 to 17)	10 Punches	14-17	R&NR	17.08	17.08	Yes	Current	0.00	0%

SCHEDULE A - RECREATION and CULTURE - PROGRAM FEES

Fee Description	Fee Unit	Age Category	Section	2016 Fee (\$)	2017 Fee (\$)	HST (Yes/No)	Effective Date	Change (\$)	(%)
A55 SPECIFIC PROGRAMMING									
A55 Specific - Volunteer Led	1 hour	55+	General	0.97	0.97	Yes	Current	-	0.0%
A55 Specific - Staff Led A	1 hour	55+	General	1.97	2.01	Yes	05-Sep-17	0.04	2.0%
A55 Specific - Staff Led B	1 hour	55+	General	2.97	3.03	Yes	05-Sep-17	0.08	2.0%
A55 Specific - Staff Led C	1 hour	55+	General	3.97	4.05	Yes	05-Sep-17	0.08	2.0%
A55 Specific - Staff Led D	1 hour	55+	General	4.97	5.07	Yes	05-Sep-17	0.10	2.0%
A55 Specific - Staff Led E	1 hour	55+	General	5.97	6.09	Yes	05-Sep-17	0.12	2.0%
A55 Specific - Staff Led F	1 hour	55+	General	6.97	7.11	Yes	05-Sep-17	0.14	2.0%
A55 Specific - Staff Led G	1 hour	55+	General	7.97	8.13	Yes	05-Sep-17	0.16	2.0%
A55 Specific - Staff Led H	1 hour	55+	General	8.97	9.15	Yes	05-Sep-17	0.18	2.0%
A55 Specific - Special Event A	per event	55+	General	9.16	9.34	Yes	05-Sep-17	0.18	2.0%
A55 Specific - Special Event B	per event	55+	General	11.55	11.78	Yes	05-Sep-17	0.23	2.0%
A55 Specific - Special Event C	per event	55+	General	14.34	14.83	Yes	05-Sep-17	0.29	2.0%
A55 Specific - Special Event D	per event	55+	General	20.35	20.76	Yes	05-Sep-17	0.41	2.0%
ARTS, DRAMA AND MUSIC									
Art - Woodworkers - Child/Youth 1HR (1)	1 HR	>13	General	23.07	23.54	No	05-Sep-17	0.48	2.0%
Art - Woodworking - P&C 1HR(1)	1 HR	Parent / Child	General	23.07	23.54	No	05-Sep-17	0.48	2.0%
Art - Child/Youth 1.5HR (1)	1.5 HR	>13	General	7.77	7.92	No	05-Sep-17	0.16	2.0%
Art - Child/Youth 1HR (1)	1 HR	>13	General	6.52	6.65	No	05-Sep-17	0.13	2.0%
Art - Pottery P&C 1.5HR (1)	1.5 HR	>13	General	16.31	16.64	No	05-Sep-17	0.33	2.0%
Art - Pottery P&C 1HR (1)	1 HR	Parent / Child	General	29.41	30.00	No	05-Sep-17	0.59	2.0%
School Workshop (1-5 Workshops Booked/ School Year)	session	>13	Arts & Culture	52.28	53.32	No	05-Sep-17	1.05	2.0%
School Workshop (6-10 Workshops Booked/ School Year)	session	>13	Arts & Culture	41.82	42.66	No	05-Sep-17	0.84	2.0%
School Workshop (11+ Workshops Booked/ School Year)	session	>13	Arts & Culture	31.37	31.99	No	05-Sep-17	0.63	2.0%
School Workshop (Specialty)	session	>13	Arts & Culture	78.41	79.98	No	05-Sep-17	1.57	2.0%
School Workshop (1-5 Workshops Booked/ School Year)	session	14+	Arts & Culture	52.28	53.32	Yes	05-Sep-17	1.05	2.0%
School Workshop (6-10 Workshops Booked/ School Year)	session	14+	Arts & Culture	41.82	42.66	Yes	05-Sep-17	0.84	2.0%
School Workshop (11+ Workshops Booked/ School Year)	session	14+	Arts & Culture	31.37	31.99	Yes	05-Sep-17	0.63	2.0%
School Workshop (Specialty)	session	14+	Arts & Culture	78.41	79.98	Yes	05-Sep-17	1.57	2.0%
Music - A55 1HR (1)	1 HR	55+	General	7.73	7.88	Yes	05-Sep-17	0.15	2.0%
Music - Adult 1HR (1)	1 HR	18-54	General	10.29	10.50	Yes	05-Sep-17	0.21	2.0%
Music - Child/Youth 1HR (1)	1 HR	>13	General	9.79	9.98	No	05-Sep-17	0.20	2.0%
Music - Teen 1HR (1)	1 HR	14-17	General	9.22	9.41	Yes	05-Sep-17	0.18	2.0%

SCHEDULE A - RECREATION and CULTURE - PROGRAM FEES

Fee Description	Fee Unit	Age Category	Section	2016 Fee (\$)	2017 Fee (\$)	HST (Yes/No)	Effective Date	Change (\$)	Change (%)
CAMPS									
Camp - Level 4	1 day	>13	Camps	78.79	80.37	No	05-Sep-17	1.58	2.0%
Camps - Level 1	1 day	>13	Camps	24.81	25.30	No	05-Sep-17	0.50	2.0%
Camps - Level 1 1/2 Day	1/2 Day	>13	Camps	12.40	12.65	No	05-Sep-17	0.25	2.0%
Camps - Level 3	1 day	>13	Camps	37.93	38.68	No	05-Sep-17	0.76	2.0%
Camps - Level 2	1 day	>13	Camps	30.03	30.63	No	05-Sep-17	0.60	2.0%
Camps - Before and After Care 1/2 Day (1)	1/2 Day	>13	Camps	4.10	4.18	No	05-Sep-17	0.08	2.0%
Camps - Before and After Care (1)	1 day	>13	Camps	8.20	8.36	No	05-Sep-17	0.16	2.0%
Camps - Bussing 1/2 Day (1)	1/2 Day	>13	Camps	4.10	4.18	No	05-Sep-17	0.08	2.0%
Camps - Bussing (1)	1 day	>13	Camps	8.20	8.36	No	05-Sep-17	0.16	2.0%
DANCE									
Dance - Non-Recital Adult 1.5HR	1.5 HR	18-54	Dance	8.27	8.44	Yes	05-Sep-17	0.17	2.0%
Dance - Non-Recital A55 1.5HR (1)	1.5 HR	55+	Dance	6.20	6.33	Yes	05-Sep-17	0.12	2.0%
Dance - Non-Recital Adult 1HR	1 HR	18-54	Dance	8.82	9.00	Yes	05-Sep-17	0.18	2.0%
Dance - Non-Recital A55 1HR (1)	1 HR	55+	Dance	6.62	6.76	Yes	05-Sep-17	0.13	2.0%
Dance - Non-Recital Child/Youth 45MIN	45 min	>13	Dance	8.05	8.21	No	05-Sep-17	0.16	2.0%
Dance - Non-Recital Special Adult 1HR (1)	1 HR	18-54	Dance	8.84	9.01	Yes	05-Sep-17	0.18	2.0%
Dance - Non-Recital Special A55 1HR (1)	1 HR	55+	Dance	6.62	6.76	Yes	05-Sep-17	0.13	2.0%
Dance - Non-Recital Special Child/Youth 45MIN	45 min	>13	Dance	8.42	8.58	No	05-Sep-17	0.17	2.0%
Dance - Recital Adult 1HR	1 HR	18-54	Dance	7.38	7.53	Yes	05-Sep-17	0.15	2.0%
NEW - based on session fee	class	55+	Dance	5.54	5.65	Yes	05-Sep-17	0.11	2.0%
Dance - Recital A55 1HR	1 HR	>13	Dance	6.95	7.09	No	05-Sep-17	0.14	2.0%
Dance - Recital Child/Youth 1HR	1 HR	14-17	Dance	6.95	7.09	Yes	06-Sep-17	0.14	2.0%
NEW - based on session fee	class		Dance	9.52	9.71	No	05-Sep-17	0.19	2.0%
Dance - Competition 1 Day	class		Dance	9.52	9.71	No	05-Sep-17	0.19	2.0%
Dance - Stretch & Ballet Technique 1.5 HR	class	14-17	Dance	10.68	10.89	No	05-Sep-17	0.21	2.0%
Dance - Stretch & Ballet Technique 1 HR	class	>13	Dance	9.50	9.69	No	05-Sep-17	0.19	2.0%
Dance - Audition Fee (1)	1 HR	All	Dance		10.00	No	01-Jan-17	10.00	NEW
ENVIRONMENTAL AND OUTDOORS									
Outdoor - Adventure Child/Youth 1.5HR (1)	1.5 HR	>13		9.34	9.53	No	05-Sep-17	0.19	2.0%
Outdoor - Fishing Child/Youth 1.5 HR (1)	1.5 HR	>13		9.61	9.80	No	05-Sep-17	0.19	2.0%
Outdoor - Watercrafts Adult 1HR (1)	1 HR	18-54		14.65	14.94	Yes	05-Sep-17	0.29	2.0%
Outdoor - Watercrafts A55 1HR (1)	1 HR	55+		10.99	11.21	Yes	05-Sep-17	0.22	2.0%
Outdoor - Watercrafts Child/Youth 1HR (1)	1 HR	>13		14.15	14.43	No	05-Sep-17	0.28	2.0%
Outdoor - Watercrafts Small Group 1HR (1)	1 HR	Sm Grp		25.88	26.40	YES	05-Sep-17	0.52	2.0%
Outdoor - Workshop Child/Youth 1HR (1)	1 HR	>13		8.10	8.26	No	05-Sep-17	0.16	2.0%
Outdoor - Paddling Private Lesson 1HR (1)	1 HR	All		41.92	42.76	No	05-Sep-17	0.84	2.0%
Outdoor - Rock Climbing Child/Youth 1HR (1)	1 HR	>13		11.89	12.13	No	05-Sep-17	0.24	2.0%
FIRST AID, CERTIFICATIONS AND LEADERSHIP									
Leadership - Effective Babysitting	per session	14-17	1st Aid, Leadership & Certifications	90.78	92.60	Yes	05-Sep-17	1.82	2.0%
Leadership - Home Alone	per session	14-17	1st Aid, Leadership & Certifications	39.90	40.70	Yes	05-Sep-17	0.80	2.0%
Leadership - Rec Leaders (1hr)	1 HR	14-17	1st Aid, Leadership & Certifications	2.88	2.94	Yes	05-Sep-17	0.06	2.0%
Leadership - Workshop (1)	1 HR	14-17	1st Aid, Leadership & Certifications	5.00	5.10	Yes	05-Sep-17	0.10	2.0%
Leadership - Smart Serve	per session	All	1st Aid, Leadership & Certifications	40.00	40.80	Yes	05-Sep-17	0.80	2.0%
Leadership - Instructor in Training	per session	>13	1st Aid, Leadership & Certifications	167.38	170.73	No	05-Sep-17	3.35	2.0%
HIGH FIVE - PHCD	per session	All	1st Aid, Leadership & Certifications		69.03	Yes	01-Jan-17	69.03	NEW
HIGH FIVE - Quest 3	per session	All	1st Aid, Leadership & Certifications		102.65	Yes	01-Jan-17	102.65	NEW
HIGH FIVE - Strengthening Children's Mental Health	per session	All	1st Aid, Leadership & Certifications		65.49	Yes	01-Jan-17	65.49	NEW
HIGH FIVE - Sport	per session	All	1st Aid, Leadership & Certifications		51.33	Yes	01-Jan-17	51.33	NEW
Swim - Complete Lifeguard	course	14-17	1st Aid, Leadership & Certifications	211.61	215.84	Yes	05-Sep-17	4.23	2.0%
Swim - Day NLS/SFA/CPR Recert	course	14-17	1st Aid, Leadership & Certifications	101.41	103.44	Yes	05-Sep-17	2.03	2.0%
Swim - First Aid Instructor	course	14-17	1st Aid, Leadership & Certifications	65.05	66.35	Yes	05-Sep-17	1.30	2.0%
Swim - LSS Adv Instructor/ESC	course	14-17	1st Aid, Leadership & Certifications	50.57	51.58	Yes	05-Sep-17	1.01	2.0%
Swim - LSS Assistant Instructor	course	14-17	1st Aid, Leadership & Certifications	88.46	90.22	Yes	05-Sep-17	1.77	2.0%

SCHEDULE A - RECREATION and CULTURE - PROGRAM FEES

Fee Description	Fee Unit	Age Category	Section	2016 Fee (\$)	2017 Fee (\$)	HST (Yes/No)	Effective Date	Change (\$)	(%)
Swim - LSS CPR C	course	All	1st Aid, Leadership & Certifications	19.52	19.91	Yes	05-Sep-17	0.39	2.0%
Swim - LSS Emergency First Aid	course	All	1st Aid, Leadership & Certifications	34.61	35.30	Yes	05-Sep-17	0.69	2.0%
Swim - LSS Instructor	course	14-17	1st Aid, Leadership & Certifications	152.16	155.20	Yes	05-Sep-17	3.04	2.0%
Swim - LSS Instructor Trainer	course	14-17	1st Aid, Leadership & Certifications	38.88	39.45	Yes	05-Sep-17	0.77	2.0%
Swim - LSS SEE Auditor	course	14-17	1st Aid, Leadership & Certifications	51.77	52.80	Yes	05-Sep-17	1.04	2.0%
Swim - NLS Instructor	course	14-17	1st Aid, Leadership & Certifications	74.76	76.26	Yes	05-Sep-17	1.50	2.0%
Swim - NLS Pool Option	course	14-17	1st Aid, Leadership & Certifications	151.42	154.45	Yes	05-Sep-17	3.03	2.0%
Swim - NLS Recert	course	14-17	1st Aid, Leadership & Certifications	47.47	48.42	Yes	05-Sep-17	0.95	2.0%
Swim - NLS Waterfront	course	14-17	1st Aid, Leadership & Certifications	108.02	110.19	Yes	05-Sep-17	2.16	2.0%
Swim - NLS Waterfront Recert	course	14-17	1st Aid, Leadership & Certifications	96.46	98.39	Yes	05-Sep-17	1.93	2.0%
Swim - SFA/CPR C	course	All	1st Aid, Leadership & Certifications	71.15	72.58	Yes	05-Sep-17	1.42	2.0%
Swim - SFA/CPR C Recert	course	All	1st Aid, Leadership & Certifications	57.14	58.28	Yes	05-Sep-17	1.14	2.0%
Swim - AST Instructor	course	14-17	1st Aid, Leadership & Certifications	65.05	66.35	Yes	05-Sep-17	1.30	2.0%
Swim - Bronze Cross Recert	course	14-17	1st Aid, Leadership & Certifications	55.24	56.34	Yes	05-Sep-17	1.10	2.0%
Swim - LSS AST/ADV INST	course	14-17	1st Aid, Leadership & Certifications	84.29	85.98	Yes	05-Sep-17	1.89	2.0%
FITNESS AND HEALTH									
Fitness - Reg A55 1HR (1)	1 HR	55+	Fitness	4.58	4.67	Yes	05-Sep-17	0.09	2.0%
Fitness - Reg Grp PT 1HR (1)	1 HR	18-54	Fitness	20.33	20.73	Yes	05-Sep-17	0.41	2.0%
Fitness - Reg Grp PT 1HR (1)M	1 HR	18-54	Fitness	10.16	10.37	Yes	05-Sep-17	0.20	2.0%
Fitness - Reg Grp PT A55 1HR (1)	1 HR	55+	Fitness	15.26	15.56	Yes	05-Sep-17	0.31	2.0%
Fitness - Reg Grp PT A55 1HR (1)M	1 HR	55+	Fitness	7.63	7.78	Yes	05-Sep-17	0.15	2.0%
Fitness - Reg Grp PT Teen 1HR (1)	1 HR	14-17	Fitness	13.21	13.48	Yes	05-Sep-17	0.26	2.0%
Fitness - Reg Grp PT Teen 1HR (1)M	1 HR	14-17	Fitness	6.61	6.74	Yes	05-Sep-17	0.13	2.0%
Fitness - Reg Grp PT Youth 1HR (1)	1 HR	>13	Fitness	6.44	6.57	No	05-Sep-17	0.13	2.0%
Fitness - Reg Grp PT Youth 1HR (1)M	1 HR	>13	Fitness	3.22	3.28	No	05-Sep-17	0.06	2.0%
Fitness - Reg Teen 1HR (1)	1 HR	>13	Fitness	3.98	4.06	Yes	05-Sep-17	0.08	2.0%
Fitness - Reg Youth 1HR (1)	1 HR	>13	Fitness	4.23	4.32	No	05-Sep-17	0.08	2.0%
Fitness - SM Grp TRX (1)	1 HR	18-54	Fitness	27.20	27.75	Yes	05-Sep-17	0.54	2.0%
Fitness - SM Grp TRX (1)M	1 HR	18-54	Fitness	13.60	13.87	Yes	05-Sep-17	0.27	2.0%
Fitness - SM Grp TRX A55 (1)	1 HR	55+	Fitness	19.80	20.20	Yes	05-Sep-17	0.40	2.0%
Fitness - SM Grp TRX A55 (1)M	1 HR	55+	Fitness	9.90	10.10	Yes	05-Sep-17	0.20	2.0%
Fitness - SM Grp TRX Teen (1)	1 HR	14-17	Fitness	17.58	17.93	Yes	05-Sep-17	0.35	2.0%
Fitness - SM Grp TRX Teen (1)M	1 HR	14-17	Fitness	8.79	8.97	Yes	05-Sep-17	0.18	2.0%
Fitness - Workshop	1 HR	18-54	Fitness	24.06	24.54	Yes	05-Sep-17	0.48	2.0%
Fitness - Enhanced 1HR (1)	1 HR	18-54	Fitness	9.92	10.12	Yes	05-Sep-17	0.20	2.0%
Fitness - Enhanced A55 1HR (1)	1 HR	55+	Fitness	7.44	7.59	Yes	05-Sep-17	0.15	2.0%
Fitness - Enhanced Teen 1HR (1)	1 HR	14-17	Fitness	6.45	6.58	Yes	05-Sep-17	0.13	2.0%
Fitness - Tai Chi 1HR (1)	1 HR	18-54	Fitness	5.78	5.88	Yes	05-Sep-17	0.12	2.0%
Fitness - Tai Chi A55 1HR (1)	1 HR	55+	Fitness	4.33	4.42	Yes	05-Sep-17	0.09	2.0%
Fitness - Tai Chi Teen 1HR (1)	1 HR	14-17	Fitness	3.75	3.82	Yes	05-Sep-17	0.07	2.0%
Fitness - Yoga 1HR (1)	1 HR	18-54	Fitness	6.57	6.70	Yes	05-Sep-17	0.13	2.0%
Fitness - Yoga A55 1HR (1)	1 HR	55+	Fitness	4.95	5.05	Yes	05-Sep-17	0.10	2.0%
Fitness - Yoga Teen 1HR (1)	1 HR	14-17	Fitness	4.28	4.34	Yes	05-Sep-17	0.09	2.0%
Fitness - Yoga Try-It (1)	1 HR	All	Fitness	5.32	5.43	Yes	05-Sep-17	0.11	2.0%
Fitness - Yoga Youth 1HR (1)	1 HR	>13	Fitness	4.52	4.61	No	05-Sep-17	0.09	2.0%
Fitness - Cardiac Rehab Open House	class	18-54	Fitness	-	-	Yes	05-Sep-17	-	NEW
Fitness - Yoga 45 min	class	18-54	Fitness	5.46	5.57	Yes	05-Sep-17	0.11	2.0%
GENERAL INTEREST									
Computer Courses - A55 (1)	Class	55+	General	8.66	8.83	Yes	05-Sep-17	0.17	2.0%
Computer Courses - Adult (1)	Class	18-54	General	11.54	11.77	Yes	05-Sep-17	0.23	2.0%
Computer Courses - Child (1)	Class	>13	General	10.43	10.64	No	05-Sep-17	0.21	2.0%
Cooking - Adult Specialized (1)	Class	18-54	General	17.54	17.89	Yes	05-Sep-17	0.35	2.0%
Cooking - A55 Specialized (1)	Class	55+	General	13.16	13.43	Yes	05-Sep-17	0.26	2.0%
Cooking - Adult (1)	Class	18-54	General	14.70	15.00	Yes	05-Sep-17	0.29	2.0%
Cooking - A55 (1)	Class	55+	General	11.03	11.25	Yes	05-Sep-17	0.22	2.0%
Cooking - Child/Youth (1)	Class	>13	General	8.26	8.42	No	05-Sep-17	0.17	2.0%
Cooking - Child/Youth 1.5HR (1)	Class	>13	General	10.40	10.60	No	05-Sep-17	0.21	2.0%
Crafts - Adult (1)	Class	18-54	General	1.41	1.43	Yes	05-Sep-17	0.03	2.0%

SCHEDULE A - RECREATION and CULTURE - PROGRAM FEES

Fee Description	Fee Unit	Age Category	Section	2016 Fee (\$)	2017 Fee (\$)	HST (Yes/No)	Effective Date	Change (\$)	Change (%)
Crafts - Child/Youth (1)	Class	>13	General	4.40	4.48	No	05-Sep-17	0.09	2.0%
General Special Interest - A55 (1)	Class	55+	General	10.22	10.43	Yes	05-Sep-17	0.20	2.0%
General Special Interest - Adult (1)	Class	18-54	General	13.65	13.92	Yes	05-Sep-17	0.27	2.0%
Holiday - Workshops 2HR (1)	2 HR	>13	General	17.36	17.70	No	05-Sep-17	0.35	2.0%
Holiday - Workshop Specialty 2HR (1)	2 HR	All	General	30.73	31.35	YES	05-Sep-17	0.61	2.0%
Program - Adult (1)	Class	18-54	General	11.15	11.37	Yes	05-Sep-17	0.22	2.0%
Program - Teen (1)	Class	14-17	General	7.31	7.46	Yes	05-Sep-17	0.15	2.0%
Rose - General (1)	Class	>13	General	11.24	11.46	No	05-Sep-17	0.22	2.0%
Special Event - Family	Class	Family	General	10.18	10.38	Yes	05-Sep-17	0.20	2.0%
Special Event - Person	Class	All	General	5.14	5.24	Yes	05-Sep-17	0.10	2.0%
Ontario After School Grant	Class	>13	General	-	-	No	05-Sep-17	-	NEW
C/Y - Academic 2.0 HR	2.0 HR	>13	General	9.93	10.13	No	05-Sep-17	0.20	2.0%
C/Y - Academic 1.5 HR	1.5 HR	>13	General	7.42	7.57	No	05-Sep-17	0.15	2.0%
C/Y - Academic 1.0 HR	1.0 HR	>13	General	7.00	7.14	No	05-Sep-17	0.14	2.0%
Preschool - Family Fun Day	Class	Preschool	General	2.14	2.19	No	05-Sep-17	0.04	2.0%
Preschool - Full Year	2 HR	Preschool	General	11.11	11.33	No	05-Sep-17	0.22	2.0%
Preschool - Full Year (Specialty)	2.5 HR	Preschool	General	12.07	12.31	No	05-Sep-17	0.24	2.0%
Preschool - Regular 1HR (1)	1 HR	Preschool	General	4.73	4.82	No	05-Sep-17	0.09	2.0%
Preschool - Specialty 2HR (1)	2 HR	Preschool	General	9.93	10.13	No	05-Sep-17	0.20	2.0%
Preschool - Specialty 1.5HR (1)	1.5 HR	Preschool	General	7.42	7.57	No	05-Sep-17	0.15	2.0%
Preschool - Specialty 1HR (1)	1 HR	Preschool	General	7.00	7.14	No	05-Sep-17	0.14	2.0%
Preschool - Teach Your Child to Read	1 HR	Preschool	General	33.77	34.45	No	05-Sep-17	0.68	2.0%
Preschool - Workshop 2HR	2 HR	Preschool	General	33.77	34.45	No	05-Sep-17	0.68	2.0%
INCLUSIVE PROGRAMS									
ADAPT (1)	1 day	18-54	Inclusive	39.10	39.88	No	05-Sep-17	0.78	2.0%
Adult Out & About	per session	18-54	Inclusive	32.57	33.22	No	05-Sep-17	0.65	2.0%
Swim and Social (1)	per session	>13	Inclusive	7.85	8.01	No	05-Sep-17	0.16	2.0%
Swim & Explore (1)	per session	>13	Inclusive	5.52	5.63	No	05-Sep-17	0.11	2.0%
Swim & Explore Teen (1)	per session	14-17	Inclusive	6.24	6.37	No	05-Sep-17	0.12	2.0%
Teen Out & About	per session	14-17	Inclusive	32.57	33.22	No	05-Sep-17	0.65	2.0%
Integrated Support Worker	per session	All	Inclusive	-	-	No	05-Sep-17	-	NEW
SKATING									
Skating - Learn To A55 (1)	1 HR	55+	Skate	6.41	6.54	Yes	05-Sep-17	0.13	2.0%
Skating - Learn To Adult (1)	1 HR	18-54	Skate	8.53	8.70	Yes	05-Sep-17	0.17	2.0%
Skating - Learn To Family (1)	1 HR	Family	Skate	18.18	18.55	Yes	05-Sep-17	0.38	2.0%
Skating - In-Line A55 (1)	1 HR	55+	Skate	8.72	8.89	Yes	05-Sep-17	0.17	2.0%
Skating - In-Line Adult (1)	1 HR	18-54	Skate	11.62	11.85	Yes	05-Sep-17	0.23	2.0%
Skating - In-Line Preschool (1)	.5 HR	Preschool	Skate	9.32	9.50	No	05-Sep-17	0.19	2.0%
Skating - In-Line SchoolAge (1)	.5 HR	>13	Skate	9.32	9.50	No	05-Sep-17	0.19	2.0%
Skating - Learn To Child/Youth (1)	.5 HR	>13	Skate	6.54	6.67	No	05-Sep-17	0.13	2.0%
Skating - Powerskating A55 (1)	1 HR	55+	Skate	6.46	6.59	Yes	05-Sep-17	0.13	2.0%
Skating - Powerskating Adult (1)	1 HR	18-54	Skate	8.60	8.78	Yes	05-Sep-17	0.17	2.0%
Skating - Powerskating Preschool (1)	45 Min	Preschool	Skate	7.88	8.04	No	05-Sep-17	0.16	2.0%
Skating - Powerskating SchoolAge (1)	1 HR	>13	Skate	9.04	9.22	No	05-Sep-17	0.18	2.0%
Skating - Powerskating Teen (1)	1 HR	14-17	Skate	8.60	8.78	Yes	05-Sep-17	0.17	2.0%
Skating - Private (1)	.5 HR	All	Skate	17.88	18.24	No	05-Sep-17	0.36	2.0%
Skating - Small Group	.5 HR	All	Skate	11.59	11.83	No	05-Sep-17	0.23	2.0%
Skating - Learn To Teen (1)	.5 HR	14-17	Skate	6.24	6.36	Yes	05-Sep-17	0.12	2.0%
SKIING AND SNOWBOARDING									
CP SH - Discover Ski	1 HR	All	Sports	39.37	40.16	Yes	05-Sep-17	0.79	2.0%
CP SH - Discover Ski - Non Res	Lesson	All	Sports	49.21	50.20	Yes	05-Sep-17	0.98	2.0%
CP SH - Discover Snowboard	1 HR	All	Sports	46.59	47.52	Yes	05-Sep-17	0.93	2.0%
SH - Ski BOED 2.5 /Student	2.5 HR	>13	Sports	16.93	17.27	Yes	05-Sep-17	0.34	2.0%
SH - Ski BOED 4.0 /Student	4.0 HR	>13	Sports	19.20	19.58	Yes	05-Sep-17	0.38	2.0%
SH - Ski BOED 6.0 /Student	6 HR	>13	Sports	21.56	21.99	Yes	05-Sep-17	0.43	2.0%
SH - Ski Group Lessons (10+)	2 HR	>13	Sports	29.15	29.73	Yes	05-Sep-17	0.58	2.0%
SH - Ski Group Lessons (5-9)	2 HR	>13	Sports	34.93	35.63	Yes	05-Sep-17	0.70	2.0%
SH - Ski/Tube BOED /Student	4.0 HR	>13	Sports	27.43	27.98	Yes	05-Sep-17	0.55	2.0%
SH - Snowboard BOED 2.5 /Student	2.5 HR	>13	Sports	19.20	19.58	Yes	05-Sep-17	0.38	2.0%
SH - Snowboard BOED 4.0 /Student	4.0 HR	>13	Sports	21.84	22.27	Yes	05-Sep-17	0.44	2.0%
SH - Snowboard BOED 6.0 /Student	6 HR	>13	Sports	23.73	24.21	Yes	05-Sep-17	0.47	2.0%
SH - Snowboard Group Lessons (10+)	2 HR	>13	Sports	32.48	33.13	Yes	05-Sep-17	0.65	2.0%
SH - Snowboard Group Lessons (5-9)	2 HR	>13	Sports	37.01	37.75	Yes	05-Sep-17	0.74	2.0%
SH - Snowboard/Tube BOED 4.0 /Student	4.0 HR	>13	Sports	29.65	30.25	Yes	05-Sep-17	0.59	2.0%
SH - Tube BOED 2.0 / 25-30 Students	2 HR	>13	Sports	12.35	12.60	Yes	05-Sep-17	0.25	2.0%
SH - Tube BOED 2.0 / 31-50 Students	2 HR	>13	Sports	11.61	11.84	Yes	05-Sep-17	0.23	2.0%

SCHEDULE A - RECREATION and CULTURE - PROGRAM FEES

Fee Description	Fee Unit	Age Category	Section	2016 Fee (\$)	2017 Fee (\$)	HST (Yes/No)	Effective Date	Change (\$)	(%)
SH - Tube BOED 2.0 / 51+ Students	2 HR	>13	Sports	11.15	11.37	Yes	05-Sep-17	0.22	2.0%
SH - Tube BOED 4.0 / 25-20 Students	4.0 HR	>13	Sports	16.61	16.94	Yes	05-Sep-17	0.33	2.0%
SH - Tube BOED 4.0 / 31-50 Students	4.0 HR	>13	Sports	16.15	16.47	Yes	05-Sep-17	0.32	2.0%
SH - Tube BOED 4.0 / 51+ Students	4.0 HR	>13	Sports	15.41	15.71	Yes	05-Sep-17	0.31	2.0%
SH - Tube BOED 6.0 / 25-30 Students	6 HR	>13	Sports	19.43	19.82	Yes	05-Sep-17	0.39	2.0%
SH - Tube BOED 6.0 / 31-50 Students	6 HR	>13	Sports	18.97	19.35	Yes	05-Sep-17	0.38	2.0%
SH - Tube BOED 6.0 / 50+ Students	6 HR	>13	Sports	18.51	18.88	Yes	05-Sep-17	0.37	2.0%
Ski - Adult	2 HR	18-54	Sports	15.35	15.66	Yes	05-Sep-17	0.31	2.0%
Ski - Child	2 HR	>13	Sports	14.78	15.08	No	05-Sep-17	0.30	2.0%
Ski - Christmas	session	>13	Sports	103.56	105.63	No	05-Sep-17	2.07	2.0%
Ski - Clinic Family of 3	3.0 HR	Family	Sports	109.09	111.27	Yes	05-Sep-17	2.18	2.0%
Ski - Clinic Family of 4	3.0 HR	Family	Sports	151.74	154.78	Yes	05-Sep-17	3.03	2.0%
Ski - Clinic Family of 5	3.0 HR	Family	Sports	179.50	183.09	Yes	05-Sep-17	3.59	2.0%
Ski - Discover (with rent)	2 HR	>13	Sports	44.49	45.38	No	05-Sep-17	0.89	2.0%
Ski - March Break	1 HR	>13	Sports	91.79	93.63	No	05-Sep-17	1.84	2.0%
Ski - Mogul Mites	2 HR	>13	Sports	14.43	14.72	No	05-Sep-17	0.29	2.0%
Ski - One-On-One (1)	1 HR	>13	Sports	38.13	38.90	No	05-Sep-17	0.76	2.0%
Ski - Parent & Tot	2 HR	Parent / Child	Sports	12.77	13.03	Yes	05-Sep-17	0.26	2.0%
Ski - Private 1 Lesson	2 HR	All	Sports	42.76	43.62	No	05-Sep-17	0.86	2.0%
Ski - Private 1 Lesson/ExtraPerson	2 HR	All	Sports	24.20	24.69	No	05-Sep-17	0.48	2.0%
Ski - Teen	2 HR	14-17	Sports	14.78	15.08	Yes	05-Sep-17	0.30	2.0%
Ski/Snow - Freestyle (1)	1 HR	>13	Sports	17.60	17.95	No	05-Sep-17	0.35	2.0%
Snowboard - Adult	2 HR	18-54	Sports	17.84	18.20	Yes	05-Sep-17	0.36	2.0%
Snowboard - Apprentice Instructor	2 HR	>13	Sports	167.38	170.73	No	05-Sep-17	3.35	2.0%
Snowboard - Child	2 HR	>13	Sports	17.70	18.05	No	05-Sep-17	0.35	2.0%
Snowboard - Christmas	session	>13	Sports	111.76	114.00	No	05-Sep-17	2.24	2.0%
Snowboard - Clinic Family of 3	3.0 HR	Family	Sports	123.29	125.76	Yes	05-Sep-17	2.47	2.0%
Snowboard - Clinic Family of 4	3.0 HR	Family	Sports	170.71	174.13	Yes	05-Sep-17	3.41	2.0%
Snowboard - Clinic Family of 5	3.0 HR	Family	Sports	208.65	212.82	Yes	05-Sep-17	4.17	2.0%
Snowboard - Discover (with rent)	2 HR	>13	Sports	52.64	53.69	No	05-Sep-17	1.05	2.0%
Snowboard - March Break	1 day	>13	Sports	105.28	107.39	No	05-Sep-17	2.11	2.0%
Snowboard - One-On-One (1)	1 HR	>13	Sports	33.75	34.42	No	05-Sep-17	0.67	2.0%
Snowboard - Private 1 Lesson/1 HR	2 HR	All	Sports	42.76	43.62	No	05-Sep-17	0.86	2.0%
Snowboard - Private 1 Lesson/X Person	2 HR	All	Sports	24.20	24.69	No	05-Sep-17	0.48	2.0%
Snowboard - Teen	2 HR	14-17	Sports	17.70	18.05	Yes	05-Sep-17	0.35	2.0%
SPECIAL EVENTS									
SPORTS									
Archery - Introduction (1)	Class	18-54	General	10.02	10.22	Yes	05-Sep-17	0.20	2.0%
Archery - Introduction (1)	Class	55+	General	7.51	7.66	Yes	05-Sep-17	0.15	2.0%
Archery - Introduction (1)	Class	>13	General	9.67	9.86	No	05-Sep-17	0.19	2.0%
Badminton - A55 (1)	Class	55+	Sports	7.70	7.85	Yes	05-Sep-17	0.15	2.0%
Badminton - Adult (1)	Class	18-54	Sports	10.26	10.47	Yes	05-Sep-17	0.21	2.0%
Badminton - P & C (1)	Class	Parent / Child	Sports	7.10	7.24	No	05-Sep-17	0.14	2.0%
Badminton - Youth (1)	Class	>13	Sports	7.11	7.25	No	05-Sep-17	0.14	2.0%
Bike - A55 (1)	Class	55+	Sports	13.66	13.93	Yes	05-Sep-17	0.27	2.0%
Bike - Adult (1)	Class	18-54	Sports	18.23	18.59	Yes	05-Sep-17	0.36	2.0%
Bike - Private (1)	Class	All	Sports	24.83	25.33	No	05-Sep-17	0.50	2.0%
Bike - Teen (1)	Class	14-17	Sports	11.82	12.06	Yes	05-Sep-17	0.24	2.0%
Bike - Youth (1)	Class	>13	Sports	19.71	20.10	No	05-Sep-17	0.39	2.0%
BMX - Apprentice Program	Class	>13	Sports	74.44	75.93	No	05-Sep-17	1.49	2.0%
BMX - Lessons 1.5HR (1)	1.5 HR	>13	Sports	16.57	16.90	No	05-Sep-17	0.33	2.0%
BMX - Private (1)	Class	All	Sports	24.83	25.33	No	05-Sep-17	0.50	2.0%
BMX - Private 1 Lesson/ExtraPerson	Class	All	Sports	17.72	18.08	No	05-Sep-17	0.35	2.0%
BMX Skateboard Lesson - B of Ed	Class	>13	Sports	15.54	15.88	Yes	05-Sep-17	0.31	2.0%
Curling - A55 1.5HR (1)	1.5 HR	55+	Sports	5.38	5.49	Yes	05-Sep-17	0.11	2.0%
Curling - A55 2HRS	2 HR	55+	Sports	26.79	27.32	Yes	05-Sep-17	0.54	2.0%
Curling - A55 Beginner Clinic	Class	55+	Sports	6.75	6.89	Yes	05-Sep-17	0.14	2.0%
Curling - Adult Beginner Clinic	Class	18-54	Sports	9.02	9.20	Yes	05-Sep-17	0.18	2.0%
Curling - Teen Beginner Clinic	Class	14-17	Sports	5.85	5.97	Yes	05-Sep-17	0.12	2.0%
Curling - Youth Clinic (1 Day)	Class	>13	Sports	30.21	30.82	No	05-Sep-17	0.60	2.0%
Extreme In-Line Skate Lessons 1.5(1)	1.5 HR	>13	Skate	16.57	16.90	No	05-Sep-17	0.33	2.0%
Golf Lessons - A55	Class	55+	Sports	15.90	16.22	Yes	05-Sep-17	0.32	2.0%
Golf Lessons - Adult	Class	14-17	Sports	21.16	21.58	Yes	05-Sep-17	0.42	2.0%
Golf Lessons - Youth	Class	>13	Sports	15.92	16.24	No	05-Sep-17	0.32	2.0%
Golf League	per session	18-54	Sports	46.26	47.19	Yes	05-Sep-17	0.93	2.0%
Gymnastics (1)	Class	>13	Sports	17.34	17.69	No	05-Sep-17	0.35	2.0%
Gymnastics (1)	Class	>13	Sports	22.08	22.52	No	05-Sep-17	0.44	2.0%
Gymnastics - P & T (1)	Class	Parent / Child	Sports	14.42	14.71	No	05-Sep-17	0.29	2.0%
Gymnastics - Primary (1)	Class	Preschool	Sports	11.53	11.76	No	05-Sep-17	0.23	2.0%
Gymnastics - Private (1)	Class	>13	Sports	49.14	50.12	No	05-Sep-17	0.98	2.0%
Gymnastics - ToddlersTrampoline	Class	Preschool	Sports	126.92	129.46	No	05-Sep-17	2.54	2.0%
Gymnastics - Trampoline (1)	Class	>13	Sports	14.42	14.71	No	05-Sep-17	0.29	2.0%
Gymnastics - Tumbling (1)	Class	>13	Sports	17.31	17.66	No	05-Sep-17	0.35	2.0%
Racquet - Private Lesson (1)	class	All	Sports	44.60	45.49	Yes	05-Sep-17	0.89	2.0%

SCHEDULE A - RECREATION and CULTURE - PROGRAM FEES

Fee Description	Fee Unit	Age Category	Section	2016 Fee (\$)	2017 Fee (\$)	HST (Yes/No)	Effective Date	Change (\$)	(%)
Skateboard - Apprentice Program	Class	>13	Sports	12.40	12.65	No	05-Sep-17	0.25	2.0%
Skateboard - Lessons 1.5HR (1)	1.5 HR	>13	Sports	16.17	16.49	No	05-Sep-17	0.32	2.0%
Skateboard - Private (1)	Class	All	Sports	24.20	24.69	No	05-Sep-17	0.48	2.0%
Sports - Skills and Drills P&C (1)	1 HR	Parent / Child	Sports	7.14	7.28	No	05-Sep-17	0.14	2.0%
Sports - Skills and Drills Private (1)	1 HR	All	Sports	21.42	21.85	Yes	05-Sep-17	0.43	2.0%
Sports - Skills and Drills Adult (1)	1 HR	18-54	Sports	13.00	13.26	No	05-Sep-17	0.26	2.0%
Sports - Skills and Drills Teen (1)	1 HR	14-17	Sports	5.77	5.89	Yes	05-Sep-17	0.12	2.0%
Sports - Skills and Drills Child/Youth (1)	1 HR	>13	Sports	6.08	6.21	No	05-Sep-17	0.12	2.0%
Squash - A55 (1)	1 HR	55+	Racquets	8.39	8.56	Yes	05-Sep-17	0.17	2.0%
Squash - A55 (1)M	1 HR	55+	Racquets	4.20	4.28	Yes	05-Sep-17	0.08	2.0%
Squash - Adult (1)	1 HR	18-54	Racquets	11.18	11.41	Yes	05-Sep-17	0.22	2.0%
Squash - Adult (1)M	1 HR	18-54	Racquets	5.60	5.71	Yes	05-Sep-17	0.11	2.0%
Squash - Youth (1)	1 HR	>13	Racquets	11.27	11.49	No	05-Sep-17	0.23	2.0%
Squash - Youth (1)M	1 HR	>13	Racquets	5.63	5.75	No	05-Sep-17	0.11	2.0%
Tennis - Clinic (1)	1 HR	18-54	Racquets	5.41	5.52	Yes	05-Sep-17	0.11	2.0%
Tennis - Clinic A55 (1)	1 HR	55+	Racquets	4.07	4.15	Yes	05-Sep-17	0.08	2.0%
Tennis - Indoor A55 (1)	1 HR	55+	Racquets	8.58	8.75	Yes	05-Sep-17	0.17	2.0%
Tennis - Indoor Adult (1)	1 HR	18-54	Racquets	11.43	11.66	Yes	05-Sep-17	0.23	2.0%
Tennis - Indoor Parent & Child (1)	1 HR	Parent / Child	Racquets	59.63	60.83	Yes	05-Sep-17	1.19	2.0%
Tennis - Indoor Teen (1)	1 HR	14-17	Racquets	9.94	10.14	Yes	05-Sep-17	0.20	2.0%
Tennis - Indoor Youth (1)	1 HR	>13	Racquets	11.23	11.45	No	05-Sep-17	0.22	2.0%
Tennis - Ladies Doub League A55 Mem	per session	55+	Racquets	82.44	84.09	Yes	05-Sep-17	1.65	2.0%
Tennis - Ladies Doub League A55 Mem Sub	per session	55+	Racquets	12.95	13.21	Yes	05-Sep-17	0.26	2.0%
Tennis - Ladies Doub League Mem	per session	18-54	Racquets	109.92	112.12	Yes	05-Sep-17	2.20	2.0%
Tennis - Ladies Doub League Mem Sub	per session	18-54	Racquets	17.26	17.60	Yes	05-Sep-17	0.35	2.0%
Tennis - Ladies Team Comp	per session	18-54	Racquets	140.69	143.50	Yes	05-Sep-17	2.81	2.0%
Tennis - Ladies Team Comp A55	per session	55+	Racquets	105.53	107.64	Yes	05-Sep-17	2.11	2.0%
Tennis - Ladies Adult Indiv Comp League	per session	18-54	Racquets	23.46	23.92	Yes	05-Sep-17	0.47	2.0%
Tennis - Mens Day League A55 Mem	per session	55+	Racquets	84.52	86.21	Yes	05-Sep-17	1.69	2.0%
Tennis - Mens Day League A55 Mem Sub	per session	55+	Racquets	13.32	13.59	Yes	05-Sep-17	0.27	2.0%
Tennis - Mens Day League Mem	per session	18-54	Racquets	112.65	114.90	Yes	05-Sep-17	2.25	2.0%
Tennis - Mens Day League Mem Sub	per session	18-54	Racquets	17.72	18.07	Yes	05-Sep-17	0.35	2.0%
Tennis - Mens Night League A55 Mem	per session	55+	Racquets	236.54	241.28	Yes	05-Sep-17	4.73	2.0%
Tennis - Mens Night League A55 Mem Sub	per session	55+	Racquets	35.53	36.24	Yes	05-Sep-17	0.71	2.0%
Tennis - Mens Night League Mem	per session	18-54	Racquets	315.38	321.68	Yes	05-Sep-17	6.31	2.0%
Tennis - Mens Night League Mem Sub	per session	18-54	Racquets	47.37	48.32	Yes	05-Sep-17	0.95	2.0%
Tennis - Mixed Doubles A55	per session	55+	Racquets	17.30	17.65	Yes	05-Sep-17	0.35	2.0%
Tennis - Mixed Doubles Adult	per session	18-54	Racquets	23.09	23.55	Yes	05-Sep-17	0.46	2.0%
Tennis - Outdoor (1) A55	1 HR	55+	Racquets	7.70	7.86	Yes	05-Sep-17	0.15	2.0%
Tennis - Outdoor Adult (1)	1 HR	18-54	Racquets	10.27	10.48	Yes	05-Sep-17	0.21	2.0%
Tennis - Outdoor Teen (1)	1 HR	14-17	Racquets	8.50	8.67	Yes	05-Sep-17	0.17	2.0%
Tennis - Outdoor Youth (1)	1 HR	>13	Racquets	8.51	8.68	No	05-Sep-17	0.17	2.0%
Tennis - Skills and Drills C/Y Plus Tournament	Course	>13	Racquets	66.23	67.56	No	05-Sep-17	1.32	2.0%
SWIMMING									
Swim - A55 (1)	class	55+	Swim	6.29	6.42	Yes	05-Sep-17	0.13	2.0%
Swim - A55 Small Group	class	55+	Swim	13.69	13.97	Yes	05-Sep-17	0.27	2.0%
Swim - Adult (1)	class	18-54	Swim	8.37	8.54	Yes	05-Sep-17	0.17	2.0%
Swim - Adult Small Group	class	18-54	Swim	18.27	18.64	Yes	05-Sep-17	0.37	2.0%
Swim - Aqua Therapy (1)	class	18-54	Swim	6.89	7.03	Yes	05-Sep-17	0.14	2.0%
Swim - Aqua Therapy A55 (1)	class	55+	Swim	5.14	5.24	Yes	05-Sep-17	0.10	2.0%
Swim - Bronze Medallion/EFA	course	>13	Swim	171.05	174.47	No	05-Sep-17	3.42	2.0%
Swim - Bronze Cross/SFA/CPRC	course	14-17	Swim	149.99	152.99	Yes	05-Sep-17	3.00	2.0%
Swim - Bronze Med/Cross/SFA/CPRC	course	14-17	Swim	152.69	155.75	Yes	05-Sep-17	3.05	2.0%
Swim - Bronze Star	course	>13	Swim	102.09	104.13	No	05-Sep-17	2.04	2.0%
Swim - SPLASH (1)	class	>13	Swim	6.95	7.09	No	05-Sep-17	0.14	2.0%
Swim - SPLASH Private (1)	class	>13	Swim	20.96	21.38	No	05-Sep-17	0.42	2.0%
Swim - SPLASH - Small Group	class	>13	Swim	15.11	15.41	No	05-Sep-17	0.30	2.0%

SCHEDULE A - RECREATION and CULTURE - PROGRAM FEES

Fee Description	Fee Unit	Age Category	Section	2016 Fee (\$)	2017 Fee (\$)	HST (Yes/No)	Effective Date	Change (\$)		(%)
Swim - Specialized (1)	class	>13	Swim	7.68	7.84	No	05-Sep-17	0.15		2.0%
Swim - Teen (1)	class	14-17	Swim	7.28	7.41	Yes	05-Sep-17	0.15		2.0%
Swim - Splash Plus Extra Time	class	>13	Swim	10.43	10.64	Yes	05-Sep-17	0.21		2.0%
Swim - Splash Private Plus Extra Time	class	>13	Swim	31.44	32.07	Yes	05-Sep-17	0.63		2.0%
Swim - Splash Semi Plus Extra Time	class	>13	Swim	22.67	23.12	Yes	05-Sep-17	0.45		2.0%
Swim - Aqua Yoga	class	18-54	Swim	11.22	11.44	Yes	05-Sep-17	0.22		2.0%
Swim - Aqua Therapy	class	>13	Swim	4.15	4.23	No	05-Sep-17	0.08		2.0%
Swim - Aqua Therapy	class	14-17	Swim	4.69	4.78	Yes	05-Sep-17	0.09		2.0%
Swim - Family (1)	class	Family	1st Aid, Leadership & Certifications	18.18	18.55	Yes	05-Sep-17	0.36		2.0%

SCHEDULE A - RECREATION and CULTURE - RENTAL FEES

Fee Description	Fee Unit	Age Category	Time Category	2016 Fee (\$)	2017 Fee (\$)	HST (Yes/No)	Effective Date	Change (\$)	Change (%)
SPORT FACILITY RENTALS									
AQUATIC FACILITIES									
INDOOR									
Res/Non Profit	1 HR	Adult	All	68.00	69.38	Yes	05-Sep-17	1.38	2.0%
Resident	1 HR	Adult	All	93.01	94.87	Yes	05-Sep-17	1.86	2.0%
Non-Resident	1 HR	Adult	All	116.48	118.81	Yes	05-Sep-17	2.33	2.0%
Affiliated Youth/Cobra/B of Ed	1 HR	Youth	All	46.20	47.13	Yes	05-Sep-17	0.92	2.0%
Water Slide 1 HR Resident	1 HR	All	All		48.48	Yes	05-Sep-17	48.48	NEW
Water Slide 1 HR Non Resident	1 HR	All	All		52.79	Yes	05-Sep-17	52.79	NEW
Pool - Gore Meadows - Large Pool Resident (0-25, includes 3 staff)	1 HR	All	All		165.44	Yes	05-Sep-17	165.44	NEW
Pool - Gore Meadows - Large Pool Non Resident (0-25, Includes 3 staff)	1 HR	All	All		195.40	Yes	05-Sep-17	195.40	NEW
Pool - Gore Meadows - Large Pool Resident (26-65, Includes 4 staff)	1 HR	All	All		181.07	Yes	05-Sep-17	181.07	NEW
Pool - Gore Meadows - Large Pool Non Resident (26-65, Includes 4 staff)	1 HR	All	All		211.03	Yes	05-Sep-17	211.03	NEW
Pool - Gore Meadows - Large Pool Resident (66-140, Includes 5 staff)	1 HR	All	All		196.70	Yes	05-Sep-17	196.70	NEW
Pool - Gore Meadows - Large Pool Non Resident (66-140, Includes 5 staff)	1 HR	All	All		226.66	Yes	05-Sep-17	226.66	NEW
Pool - Gore Meadows - Large Pool Resident (141-240, Includes 6 staff)	1 HR	All	All		212.33	Yes	05-Sep-17	212.33	NEW
Pool - Gore Meadows - Large Pool Non Resident (141-240, Includes 6 staff)	1 HR	All	All		242.29	Yes	05-Sep-17	242.29	NEW
Pool - Gore Meadows - Large Pool Resident (241-340, Includes 7 staff)	1 HR	All	All		227.96	Yes	05-Sep-17	227.96	NEW
Pool - Gore Meadows - Large Pool Non Resident (241-340, Includes 7 staff)	1 HR	All	All		257.92	Yes	05-Sep-17	257.92	NEW
Pool - Gore Meadows - Competitive Sport Meet (FULL DAY)	1 Day	All	All		2,322.44	Yes	05-Sep-17	2,322.44	NEW
Pool - Gore Meadows - Competitive Sport Meet (HALF DAY)	1/2 DAY	All	All		1,210.35	Yes	05-Sep-17	1,210.35	NEW
Pool - Gore Meadows - Competitive Sport Meet (1 HR)	1 HR	All	All		177.00	Yes	05-Sep-17	177.00	NEW
Pool - Gore Meadows - HALF POOL Resident	1 HR	All	All		88.16	Yes	05-Sep-17	88.16	NEW
Pool - Gore Meadows - HALF POOL Non Resident	1 HR	All	All		102.55	Yes	05-Sep-17	102.55	NEW
Pool - Gore Meadows - 1 LANE Resident	1 HR	All	All		17.39	Yes	05-Sep-17	17.39	NEW
Pool - Gore Meadows - 1 LANE Non Resident	1 HR	All	All		21.78	Yes	05-Sep-17	21.78	NEW
OUTDOOR									
Professor's Lake - Lake Rental	Day	All	All	194.45	198.34	Yes	01-Apr-17	3.89	2.0%

SCHEDULE A - RECREATION and CULTURE - RENTAL FEES

Fee Description	Fee Unit	Age Category	Time Category	2016 Fee (\$)	2017 Fee (\$)	HST (Yes/No)	Effective Date	Change (\$)	(%)
ARENAS									
FLOOR									
Resident NP	1 HR	Adult	Non-prime	66.67	68.00	Yes	01-Jan-17	1.33	2.0%
Resident PT	1 HR	Adult	Prime	102.39	104.44	Yes	01-Jan-17	2.05	2.0%
Non Res/For Profit NP	1 HR	Adult	Non-prime	83.77	85.45	Yes	01-Jan-17	1.68	2.0%
Non Res/For Profit PT	1 HR	Adult	Prime	128.89	131.46	Yes	01-Jan-17	2.58	2.0%
Tournament/Hockey School	1 HR	Youth	All	82.66	84.31	Yes	01-Jan-17	1.65	2.0%
Affiliated Coaches NP	1 HR	Youth	Non-prime	53.83	54.90	Yes	01-Jan-17	1.08	2.0%
Affiliated Coaches PT	1 HR	Youth	Prime	82.66	84.31	Yes	01-Jan-17	1.65	2.0%
Affiliated Youth NP	1 HR	Youth	Non-prime	43.52	44.39	Yes	01-Jan-17	0.87	2.0%
Affiliated Youth PT	1 HR	Youth	Prime	66.96	68.30	Yes	01-Jan-17	1.34	2.0%
Board of Education NP	1 HR	Youth	Non-prime	43.53	44.40	Yes	01-Jan-17	0.87	2.0%
Board of Education PT	1 HR	Youth	Prime	66.96	68.30	Yes	01-Jan-17	1.34	2.0%
Social	1 HR	All	All	203.11	207.17	Yes	01-Jan-17	4.06	2.0%
Special Event	Day	All	All	1,408.38	1,436.54	Yes	01-Jan-17	28.17	2.0%
ICE									
Resident NP	1 HR	All	Non-prime	150.66	153.67	Yes	01-Apr-17	3.01	2.0%
Resident PT	1 HR	All	Prime	220.97	225.39	Yes	01-Apr-17	4.42	2.0%
Non Res /For Profit NP	1 HR	All	Non-prime	188.61	192.38	Yes	01-Apr-17	3.77	2.0%
Non Res/For Profit PT	1 HR	All	Prime	276.77	282.31	Yes	01-Apr-17	5.54	2.0%
Affiliated Coaches NP	1 HR	Youth	Non-prime	118.30	120.66	Yes	01-Apr-17	2.37	2.0%
Affiliated Coaches PT	1 HR	Youth	Prime	176.89	180.43	Yes	01-Apr-17	3.54	2.0%
Affiliated Youth NP	1 HR	Youth	Non-prime	97.66	99.61	Yes	01-Apr-17	1.95	2.0%
Affiliated Youth PT	1 HR	Youth	Prime	143.41	146.28	Yes	01-Apr-17	2.87	2.0%
Board of Education NP	1 HR	Youth	Non-prime	97.65	99.61	Yes	01-Apr-17	1.95	2.0%
Board of Education PT	1 HR	Youth	Prime	143.41	146.28	Yes	01-Apr-17	2.87	2.0%
Stat Holiday NP - Youth	1 HR	Youth	Non-prime	152.89	155.95	Yes	01-Apr-17	3.06	2.0%
Stat Holiday PT - Youth	1 HR	Youth	Prime	198.09	202.05	Yes	01-Apr-17	3.96	2.0%
Individual	1 HR	All	Non-prime	37.38	38.13	Yes	01-Apr-17	0.75	2.0%
Last Minute Ice (Mar to Sept)	1 HR	All	Non-prime	88.87	90.65	Yes	01-Apr-17	1.78	2.0%
Last Minute Ice (Mar to Sept)	1 HR	All	Prime	104.55	106.64	Yes	01-Apr-17	2.09	2.0%
BASKETBALL COURT, OUTDOORS									
Res/Non Profit	1 HR	All	All	33.48	34.15	Yes	01-Apr-17	0.67	2.0%
Non-Res/For Profit	1 HR	All	All	41.01	41.84	Yes	01-Apr-17	0.82	2.0%
Affiliated Youth/Senior	1 HR	Youth	All	21.31	21.73	Yes	01-Apr-17	0.43	2.0%
BOCCE									
Resident/Non-Profit	1 HR	All	All	8.02	8.18	Yes	01-Apr-17	0.16	2.0%
Non-Resident/For Profit	1 HR	All	All	10.02	10.22	Yes	01-Apr-17	0.20	2.0%

SCHEDULE A - RECREATION and CULTURE - RENTAL FEES

Fee Description	Fee Unit	Age Category	Time Category	2016 Fee (\$)	2017 Fee (\$)	HST (Yes/No)	Effective Date	Change (\$)	Change (%)
CHESS									
Vivian Lane Res/Non Profit	1 HR	All	All	11.90	12.13	Yes	01-Apr-17	0.24	2.0%
Vivian Lane Non-Res/For Profit	1 HR	All	All	17.85	18.21	Yes	01-Apr-17	0.36	2.0%
Vivian Lane Affiliated Youth/Seniors	1 HR	All	All	7.64	7.79	Yes	01-Apr-17	0.15	2.0%
CURLING									
Adult NP	1 HR	Adult	Non-prime	37.55	38.30	Yes	01-May-17	0.75	2.0%
Adult PT	1 HR	Adult	Prime	45.85	46.76	Yes	01-May-17	0.92	2.0%
Curling Club Res Adult P/NP	1 HR	Adult	All	37.55	38.30	Yes	01-May-17	0.75	2.0%
Senior NP	1 HR	55+	Non-prime	27.88	28.44	Yes	01-May-17	0.56	2.0%
Youth Little Rocks	1 HR	Youth	All	17.76	18.12	Yes	01-May-17	0.36	2.0%
Youth PT	1 HR	Youth	Prime	17.76	18.12	Yes	01-May-17	0.36	2.0%
B of ED	1 HR	Youth	Non-prime	26.56	27.09	Yes	01-May-17	0.53	2.0%
Bonsplai All Day (all sheets)	Day	All	All	833.35	850.01	Yes	01-May-17	16.67	2.0%
Bonsplai Half Day (all sheets)	Half Day	All	All	418.70	427.07	Yes	01-May-17	8.37	2.0%
Curling Floor Rate	1 HR	All	All	97.77	99.72	Yes	01-May-17	1.96	2.0%
GYMNASIUM									
DOUBLE									
Res/Non Profit	1 HR	All	All	65.84	67.16	Yes	01-Sep-17	1.32	2.0%
Non-Res/For Profit	1 HR	All	All	81.75	83.38	Yes	01-Sep-17	1.63	2.0%
Affiliated Youth/Senior	1 HR	Youth	All	42.41	43.26	Yes	01-Sep-17	0.85	2.0%
Board of Education	1 HR	Youth	All	42.41	43.26	Yes	01-Sep-17	0.85	2.0%
FULL									
Res/Non Profit	1 HR	All	All	99.34	101.32	Yes	01-Sep-17	1.99	2.0%
Non-Res/For Profit	1 HR	All	All	122.77	125.22	Yes	01-Sep-17	2.46	2.0%
Affiliated Youth/Senior	1 HR	Youth	All	63.73	65.01	Yes	01-Sep-17	1.27	2.0%
Board of Education	1 HR	Youth	All	63.73	65.01	Yes	01-Sep-17	1.27	2.0%
SINGLE									
Res/Non Profit	1 HR	All	All	33.48	34.15	Yes	01-Sep-17	0.67	2.0%
Non-Res/For Profit	1 HR	All	All	41.02	41.84	Yes	01-Sep-17	0.82	2.0%
Affiliated Youth/Senior	1 HR	Youth	All	21.31	21.74	Yes	01-Sep-17	0.43	2.0%
Board of Education	1 HR	Youth	All	21.31	21.74	Yes	01-Sep-17	0.43	2.0%
FIELDS - INDOOR									
Res/Non Profit NP	1 HR	All	Non-prime	146.98	149.92	Yes	01-Sep-17	2.94	2.0%
Res/Non Profit PT	1 HR	All	Prime	216.58	219.89	Yes	01-Sep-17	3.31	2.0%
Non Res/For Profit NP	1 HR	All	Non-prime	184.01	187.69	Yes	01-Sep-17	3.68	2.0%
Non Res/For Profit PT	1 HR	All	Prime	270.02	275.42	Yes	01-Sep-17	5.40	2.0%
Affiliated Youth PT	1 HR	Youth	Prime	139.91	142.71	Yes	01-Sep-17	2.80	2.0%
Affiliated Youth NP	1 HR	Youth	Non-prime	95.27	97.18	Yes	01-Sep-17	1.91	2.0%
Board of Ed NP	1 HR	Youth	Non-prime	95.27	97.18	Yes	01-Sep-17	1.91	2.0%
Board of Ed PT	1 HR	Youth	Prime	139.91	142.71	Yes	01-Sep-17	2.80	2.0%
Tournament	1 HR	All	All	172.57	176.03	Yes	01-Sep-17	3.45	2.0%
Coaches/Development	1 HR	Youth	Prime	172.57	176.03	Yes	01-Sep-17	3.45	2.0%
Individual	1 HR	Youth	Non-prime	36.47	37.20	Yes	01-Sep-17	0.73	2.0%
FIELDS - OUTDOOR									
SEASONAL PLAY - ARTIFICIAL TURF									
Resident									
	1 HR	All	All	86.94	88.67	Yes	01-Jan-17	1.74	2.0%
	Half Day	All	All	260.81	266.02	Yes	01-Jan-17	5.22	2.0%
	Full Day	All	All	521.61	532.04	Yes	01-Jan-17	10.43	2.0%
Non Resident/For Profit									
	1 HR	All	All	110.12	112.32	Yes	01-Jan-17	2.20	2.0%
	Half Day	All	All	330.35	336.96	Yes	01-Jan-17	6.61	2.0%
	Full Day	All	All	660.70	673.91	Yes	01-Jan-17	13.21	2.0%
Affiliated Youth									
	1 HR	Youth	All	63.75	65.03	Yes	01-Jan-17	1.28	2.0%
	Half Day	Youth	All	191.26	195.09	Yes	01-Jan-17	3.83	2.0%
	Full Day	Youth	All	382.52	390.17	Yes	01-Jan-17	7.65	2.0%
SEASONAL PLAY - STADIUM									
Resident									
	1 HR	All	All	44.92	45.82	Yes	01-Jan-17	0.90	2.0%
Non Resident/For Profit									
	1 HR	All	All	68.96	68.30	Yes	01-Jan-17	1.34	2.0%
Affiliated Youth									
	1 HR	Youth	All	19.42	19.81	Yes	01-Jan-17	0.39	2.0%
SEASONAL PLAY - MAJOR FIELD									
Resident									
	1 HR	All	All	28.19	28.75	Yes	01-Jan-17	0.56	2.0%
Non Resident/For Profit									
	1 HR	All	All	42.13	42.97	Yes	01-Jan-17	0.84	2.0%
Affiliated Youth									
	1 HR	Youth	All	9.94	10.14	Yes	01-Jan-17	0.20	2.0%
SEASONAL PLAY - MINOR FIELD									
Resident									
	1 HR	All	All	7.93	8.09	Yes	01-Jan-17	0.16	2.0%
Non Resident/For Profit									
	1 HR	All	All	11.83	12.07	Yes	01-Jan-17	0.24	2.0%
Affiliated Youth									
	1 HR	Youth	All	-	-	Yes	01-Jan-17	-	0.0%
SEASONAL PLAY - SCHOOL FIELD									
Resident									
	1 HR	All	All	5.29	5.40	Yes	01-Jan-17	0.11	2.0%
Non Resident/For Profit									
	1 HR	All	All	7.93	8.09	Yes	01-Jan-17	0.16	2.0%
Affiliated Youth									
	1 HR	Youth	All	-	-	Yes	01-Jan-17	-	0.0%
TOURNAMENT, LARGE - ARTIFICIAL TURF									
Resident									
	1 HR	All	All	494.05	503.93	Yes	01-Jan-17	9.88	2.0%
Non Resident/For Profit									
	1 HR	All	All	741.07	755.90	Yes	01-Jan-17	14.82	2.0%
Affiliated Youth									
	1 HR	Youth	All	321.13	327.55	Yes	01-Jan-17	6.42	2.0%
TOURNAMENT, LARGE - STADIUM									
Resident									
	1 HR	All	All	265.60	270.91	Yes	01-Jan-17	5.31	2.0%
Non Resident/For Profit									
	1 HR	All	All	396.18	404.10	Yes	01-Jan-17	7.92	2.0%

SCHEDULE A - RECREATION and CULTURE - RENTAL FEES

Fee Description	Fee Unit	Age Category	Time Category	2016 Fee (\$)	2017 Fee (\$)	HST (Yes/No)	Effective Date	Change (\$)	Change (%)
Affiliated Youth	1 HR	Youth	All	113.85	116.12	Yes	01-Jan-17	2.28	2.0%
TOURNAMENT, LARGE - MAJOR FIELD									
Resident	1 HR	All	All	180.23	183.83	Yes	01-Jan-17	3.60	2.0%
Non Resident/For Profit	1 HR	All	All	270.07	275.47	Yes	01-Jan-17	5.40	2.0%
Affiliated Youth	1 HR	Youth	All	63.05	64.31	Yes	01-Jan-17	1.26	2.0%
TOURNAMENT, LARGE - MINOR FIELD									
Resident	1 HR	All	All	115.49	117.80	Yes	01-Jan-17	2.31	2.0%
Non Resident/For Profit	1 HR	All	All	173.54	177.01	Yes	01-Jan-17	3.47	2.0%
Affiliated Youth	1 HR	Youth	All	-	-	Yes	01-Jan-17	-	0.0%
TOURNAMENT, LARGE - SCHOOL FIELD									
Resident	1 HR	All	All	82.31	83.96	Yes	01-Jan-17	1.65	2.0%
Non Resident/For Profit	1 HR	All	All	124.44	126.92	Yes	01-Jan-17	2.49	2.0%
Affiliated Youth	1 HR	Youth	All	-	-	Yes	01-Jan-17	-	0.0%
TOURNAMENT, MEDIUM - ARTIFICIAL TURF									
Resident	1 HR	All	All	369.73	377.13	Yes	01-Jan-17	7.39	2.0%
Non Resident/For Profit	1 HR	All	All	554.60	565.69	Yes	01-Jan-17	11.09	2.0%
Affiliated Youth	1 HR	Youth	All	240.33	245.13	Yes	01-Jan-17	4.81	2.0%
TOURNAMENT, MEDIUM - STADIUM									
Resident	1 HR	All	All	196.41	200.34	Yes	01-Jan-17	3.93	2.0%
Non Resident/For Profit	1 HR	All	All	294.62	300.52	Yes	01-Jan-17	5.89	2.0%
Affiliated Youth	1 HR	Youth	All	84.54	86.23	Yes	01-Jan-17	1.69	2.0%
TOURNAMENT, MEDIUM - MAJOR FIELD									
Resident	1 HR	All	All	131.68	134.31	Yes	01-Jan-17	2.63	2.0%
Non Resident/For Profit	1 HR	All	All	196.97	200.91	Yes	01-Jan-17	3.94	2.0%
Affiliated Youth	1 HR	Youth	All	46.59	47.52	Yes	01-Jan-17	0.93	2.0%
TOURNAMENT, MEDIUM - MINOR FIELD									
Resident	1 HR	All	All	82.31	83.96	Yes	01-Jan-17	1.65	2.0%
Non Resident/For Profit	1 HR	All	All	124.44	126.92	Yes	01-Jan-17	2.49	2.0%
TOURNAMENT, MEDIUM - SCHOOL FIELD									
Resident	1 HR	All	All	56.90	58.04	Yes	01-Jan-17	1.14	2.0%
Non Resident/For Profit	1 HR	All	All	85.37	87.08	Yes	01-Jan-17	1.71	2.0%
TOURNAMENT, SMALL - ARTIFICIAL TURF									
Resident	1 HR	All	All	246.49	251.42	Yes	01-Jan-17	4.93	2.0%
Non Resident/For Profit	1 HR	All	All	369.73	377.13	Yes	01-Jan-17	7.39	2.0%
Affiliated Youth	1 HR	Youth	All	160.22	163.42	Yes	01-Jan-17	3.20	2.0%
TOURNAMENT, SMALL - STADIUM									
Resident	1 HR	All	All	133.37	136.03	Yes	01-Jan-17	2.67	2.0%
Non Resident/For Profit	1 HR	All	All	198.09	202.05	Yes	01-Jan-17	3.96	2.0%
Affiliated Youth	1 HR	Youth	All	56.90	58.04	Yes	01-Jan-17	1.14	2.0%

SCHEDULE A - RECREATION and CULTURE - RENTAL FEES

Fee Description	Fee Unit	Age Category	Time Category	2018 Fee (\$)	2017 Fee (\$)	HST (Yes/No)	Effective Date	Change (\$)	Change (%)
TOURNAMENT, SMALL - MAJOR FIELD									
Resident	1 HR	All	All	89.83	91.63	Yes	01-Jan-17	1.80	2.0%
Non Resident/For Profit	1 HR	All	All	134.48	137.17	Yes	01-Jan-17	2.69	2.0%
Affiliated Youth	1 HR	Youth	All	32.09	32.73	Yes	01-Jan-17	0.64	2.0%
TOURNAMENT, SMALL - MINOR FIELD									
Resident	1 HR	All	All	56.90	58.04	Yes	01-Jan-17	1.14	2.0%
Non Resident/For Profit	1 HR	All	All	85.37	87.08	Yes	01-Jan-17	1.71	2.0%
Affiliated Youth	1 HR	Youth	All	-	-	Yes	01-Jan-17	-	0.0%
TOURNAMENT, SMALL - SCHOOL FIELD									
Resident	1 HR	All	All	41.02	41.84	Yes	01-Jan-17	0.82	2.0%
Non Resident/For Profit	1 HR	All	All	61.66	62.89	Yes	01-Jan-17	1.23	2.0%
Affiliated Youth	1 HR	Youth	All	-	-	Yes	01-Jan-17	-	0.0%
CRICKET PLAY, MAJOR FIELD									
Resident	1 HR	All	All	28.19	28.75	Yes	01-Jan-17	0.56	2.0%
	U6 HRS	All	All	89.83	91.63	Yes	01-Jan-17	1.80	2.0%
	6-9 HRS	All	All	131.68	134.31	Yes	01-Jan-17	2.63	2.0%
	9+ HRS	All	All	180.23	183.83	Yes	01-Jan-17	3.60	2.0%
Non Resident/For Profit	1 HR	All	All	42.13	42.97	Yes	01-Jan-17	0.84	2.0%
	U6 HRS	All	All	134.48	137.17	Yes	01-Jan-17	2.69	2.0%
	6-9 HRS	All	All	196.97	200.91	Yes	01-Jan-17	3.94	2.0%
	9+ HRS	All	All	270.07	275.47	Yes	01-Jan-17	5.40	2.0%
CRICKET PLAY, MINOR FIELD									
Resident	1 HR	All	All	7.93	8.09	Yes	01-Jan-17	0.16	2.0%
	U6 HRS	All	All	56.90	58.04	Yes	01-Jan-17	1.14	2.0%
	6-9 HRS	All	All	82.31	83.96	Yes	01-Jan-17	1.65	2.0%
	9+ HRS	All	All	115.49	117.80	Yes	01-Jan-17	2.31	2.0%
Non Resident/For Profit	1 HR	All	All	11.83	12.07	Yes	01-Jan-17	0.24	2.0%
	U6 HRS	All	All	85.37	87.08	Yes	01-Jan-17	1.71	2.0%
	6-9 HRS	All	All	124.44	126.92	Yes	01-Jan-17	2.49	2.0%
	9+ HRS	All	All	173.54	177.01	Yes	01-Jan-17	3.47	2.0%
LACROSSE BOX									
Res/Non Profit	1 HR	All	All	28.19	28.75	Yes	01-Apr-17	0.56	2.0%
Non Res/For Profit	1 HR	All	All	42.01	42.85	Yes	01-Apr-17	0.84	2.0%
Affiliated Youth	1 HR	Youth	All	9.94	10.14	Yes	01-Apr-17	0.20	2.0%
LAWN BOWLING - FCCC									
Brampton Lawnbowling Club Rate	Per Mo	All	All	530.97	541.59	Yes	01-Jan-17	10.62	2.0%

SCHEDULE A - RECREATION and CULTURE - RENTAL FEES

Fee Description	Fee Unit	Age Category	Time Category	2016 Fee (\$)	2017 Fee (\$)	HST (Yes/No)	Effective Date	Change (\$)	Change (%)
SKATE PARK									
Neighbourhood Event	Day	All	All	403.96	412.04	Yes	01-Jan-17	8.08	2.0%
Ching Park Event	Day	All	All	692.59	708.45	Yes	01-Jan-17	13.85	2.0%
TRACK AND FIELD									
SCHOOL BOARD TRACKS									
Resident	1 HR	All	All	11.72	11.96	Yes	01-Jan-17	0.23	2.0%
Non Resident/For Profit	1 HR	All	All	17.74	18.10	Yes	01-Jan-17	0.35	2.0%
Affiliated Youth	1 HR	Youth	All	3.74	3.82	Yes	01-Jan-17	0.07	2.0%
TERRY FOX, DAVID SUZUKI - Per Lane									
Resident	1 HR	All	All	23.65	24.12	Yes	01-Jan-17	0.47	2.0%
	Half Day	All	All	70.95	72.37	Yes	01-Jan-17	1.42	2.0%
	Full Day	All	All	141.90	144.74	Yes	01-Jan-17	2.84	2.0%
Non Resident/For Profit	1 HR	All	All	29.51	30.10	Yes	01-Jan-17	0.59	2.0%
	Half Day	All	All	88.52	90.29	Yes	01-Jan-17	1.77	2.0%
	Full Day	All	All	177.03	180.57	Yes	01-Jan-17	3.54	2.0%
Affiliated Youth	1 HR	Youth	All	15.76	16.08	Yes	01-Jan-17	0.32	2.0%
	Half Day	Youth	All	47.29	48.24	Yes	01-Jan-17	0.95	2.0%
	Full Day	Youth	ALL	94.58	96.47	Yes	01-Jan-17	1.89	2.0%
TERRY FOX, DAVID SUZUKI - Full Track									
Resident	1 HR	All	All	86.94	88.67	Yes	01-Jan-17	1.74	2.0%
	Half Day	All	All	260.81	268.02	Yes	01-Jan-17	5.22	2.0%
	Full Day	All	All	521.61	532.04	Yes	01-Jan-17	10.43	2.0%
Non Resident/For Profit	1 HR	All	All	110.12	112.32	Yes	01-Jan-17	2.20	2.0%
	Half Day	All	All	330.35	336.96	Yes	01-Jan-17	6.61	2.0%
	Full Day	All	All	660.70	673.91	Yes	01-Jan-17	13.21	2.0%
Affiliated Youth	1 HR	Youth	All	63.75	65.03	Yes	01-Jan-17	1.28	2.0%
	Half Day	Youth	All	191.25	195.09	Yes	01-Jan-17	3.83	2.0%
	Full Day	Youth	ALL	382.52	390.17	Yes	01-Jan-17	7.65	2.0%
TERRY FOX, DAVID SUZUKI - Full Track + Amenities									
Resident	1 HR	All	All	108.67	110.84	Yes	01-Jan-17	2.17	2.0%
	Half Day	All	All	326.01	332.53	Yes	01-Jan-17	6.52	2.0%
	Full Day	All	All	652.01	665.05	Yes	01-Jan-17	13.04	2.0%
Non Resident/For Profit	1 HR	All	All	137.65	140.40	Yes	01-Jan-17	2.75	2.0%
	Half Day	All	All	412.94	421.20	Yes	01-Jan-17	8.26	2.0%
	Full Day	All	All	825.87	842.39	Yes	01-Jan-17	16.52	2.0%
Affiliated Youth	1 HR	Youth	All	79.69	81.29	Yes	01-Jan-17	1.59	2.0%
	Half Day	Youth	All	239.08	243.86	Yes	01-Jan-17	4.78	2.0%
	Full Day	Youth	ALL	478.16	487.72	Yes	01-Jan-17	9.56	2.0%

SCHEDULE A - RECREATION and CULTURE - RENTAL FEES

Fee Description	Fee Unit	Age Category	Time Category	2016 Fee (\$)	2017 Fee (\$)	HST (Yes/No)	Effective Date	Change (\$)	Change (%)
TERRY FOX, DAVID SUZUKI - Full Track + Amenities + Artificial Turf Field									
Resident	1 HR	All	All	165.18	168.48	Yes	01-Jan-17	3.30	2.0%
	Half Day	All	All	495.53	505.44	Yes	01-Jan-17	9.91	2.0%
	Full Day	All	All	991.06	1,010.88	Yes	01-Jan-17	19.82	2.0%
Non Resident/For Profit	1 HR	All	All	209.22	213.41	Yes	01-Jan-17	4.18	2.0%
	Half Day	All	All	627.66	640.22	Yes	01-Jan-17	12.55	2.0%
	Full Day	All	All	1,255.33	1,280.43	Yes	01-Jan-17	25.11	2.0%
Affiliated Youth	1 HR	Youth	All	121.13	123.56	Yes	01-Jan-17	2.42	2.0%
	Half Day	Youth	All	363.40	370.67	Yes	01-Jan-17	7.27	2.0%
	Full Day	Youth	ALL	726.80	741.33	Yes	01-Jan-17	14.54	2.0%
VOLLEYBALL, BEACH									
1 COURT									
Resident	1 HR	All	All	20.05	20.45	Yes	01-Jan-17	0.40	2.0%
Non Resident	1 HR	All	All	26.64	27.17	Yes	01-Jan-17	0.53	2.0%
Affiliated Youth	1 HR	Youth	All	13.73	14.00	Yes	01-Jan-17	0.27	2.0%
B of ED	1 HR	All	All	14.28	14.57	Yes	01-Jan-17	0.29	2.0%
5 COURTS									
Resident	1 HR	All	All	99.97	101.96	Yes	01-Jan-17	2.00	2.0%
Non Resident	1 HR	All	All	132.92	135.58	Yes	01-Jan-17	2.66	2.0%
EVENT									
Resident	Day	All	All	799.15	815.13	Yes	01-Jan-17	15.98	2.0%
Non Resident	Day	All	All	932.63	951.29	Yes	01-Jan-17	18.65	2.0%
EVENT, EDUCATION, MEETING & SOCIAL RENTALS									
INDOOR, RECREATION FACILITIES									
VARIOUS ROOMS IN RECREATION FACILITIES									
A - C1 Res/Non Profit	1 HR	All	All	10.49	10.70	Yes	01-Sep-17	0.21	2.0%
A - C1 Non Res/For Profit	1 HR	All	All	8.10	8.26	Yes	01-Sep-17	0.16	2.0%
A - C1 Affiliated Youth/Sr	1 HR	Youth / Senior	All	5.29	5.40	Yes	01-Sep-17	0.11	2.0%
A - C2 Res/Non Profit	1 HR	All	All	16.07	16.39	Yes	01-Sep-17	0.32	2.0%
A - C2 Non Res/For Profit	1 HR	All	All	20.21	20.62	Yes	01-Sep-17	0.40	2.0%
A - C2 Affiliated Youth/Sr	1 HR	Youth / Senior	All	10.49	10.70	Yes	01-Sep-17	0.21	2.0%
B - C1 Res/Non Profit	1 HR	All	All	14.84	15.14	Yes	01-Sep-17	0.30	2.0%
B - C1 Non Res/For Profit	1 HR	All	All	19.31	19.70	Yes	01-Sep-17	0.39	2.0%
B - C1 Affiliated Youth/Sr	1 HR	Youth / Senior	All	9.55	9.74	Yes	01-Sep-17	0.19	2.0%
B - C2 Res/Non Profit	1 HR	All	All	29.86	30.45	Yes	01-Sep-17	0.60	2.0%
B - C2 Non Res/For Profit	1 HR	All	All	37.10	37.84	Yes	01-Sep-17	0.74	2.0%
B - C2 Affiliated Youth/Sr	1 HR	Youth / Senior	All	19.31	19.70	Yes	01-Sep-17	0.39	2.0%
C - C1 Res/Non Profit	1 HR	All	All	19.07	19.45	Yes	01-Sep-17	0.38	2.0%
C - C1 Non Res/For Profit	1 HR	All	All	25.22	25.73	Yes	01-Sep-17	0.50	2.0%
C - C1 Affiliated Youth/Sr	1 HR	Youth / Senior	All	12.84	13.10	Yes	01-Sep-17	0.26	2.0%
C - C2 Res/Non Profit	1 HR	All	All	37.66	38.41	Yes	01-Sep-17	0.75	2.0%
C - C2 Non Res/For Profit	1 HR	All	All	48.82	49.79	Yes	01-Sep-17	0.98	2.0%
C - C2 Affiliated Youth/Sr	1 HR	Youth / Senior	All	25.22	25.73	Yes	01-Sep-17	0.50	2.0%
D - C1 Res/Non Profit	1 HR	All	All	29.58	30.17	Yes	01-Sep-17	0.59	2.0%
D - C1 Non Res/For Profit	1 HR	All	All	36.55	37.28	Yes	01-Sep-17	0.73	2.0%
D - C1 Affiliated Youth/Sr	1 HR	Youth / Senior	All	19.07	19.45	Yes	01-Sep-17	0.38	2.0%
D - C2 Res/Non Profit	1 HR	All	All	55.51	56.62	Yes	01-Sep-17	1.11	2.0%
D - C2 Non Res/For Profit	1 HR	All	All	69.48	70.87	Yes	01-Sep-17	1.39	2.0%
D - C2 Affiliated Youth/Sr	1 HR	Youth / Senior	All	36.55	37.28	Yes	01-Sep-17	0.73	2.0%
E - C1 Res/Non Profit	1 HR	All	All	41.02	41.84	Yes	01-Sep-17	0.82	2.0%
E - C1 Non Res/For Profit	1 HR	All	All	53.29	54.35	Yes	01-Sep-17	1.07	2.0%
E - C1 Affiliated Youth/Sr	1 HR	Youth / Senior	All	26.65	27.18	Yes	01-Sep-17	0.53	2.0%
E - C2 Res/Non Profit	1 HR	All	All	81.75	83.38	Yes	01-Sep-17	1.63	2.0%
E - C2 Non Res/For Profit	1 HR	All	All	101.83	103.87	Yes	01-Sep-17	2.04	2.0%
E - C2 Affiliated Youth/Sr	1 HR	Youth / Senior	All	53.29	54.35	Yes	01-Sep-17	1.07	2.0%
F - C1 Res/Non Profit	1 HR	All	All	56.10	57.22	Yes	01-Sep-17	1.12	2.0%
F - C1 Non Res/For Profit	1 HR	All	All	73.08	74.54	Yes	01-Sep-17	1.46	2.0%
F - C1 Affiliated Youth/Sr	1 HR	Youth / Senior	All	36.83	37.57	Yes	01-Sep-17	0.74	2.0%
F - C2 Res/Non Profit	1 HR	All	All	112.16	114.40	Yes	01-Sep-17	2.24	2.0%
F - C2 Non Res/For Profit	1 HR	All	All	140.25	143.06	Yes	01-Sep-17	2.81	2.0%
F - C2 Affiliated Youth/Sr	1 HR	Youth / Senior	All	73.08	74.54	Yes	01-Sep-17	1.46	2.0%
G - C1 Res/Non Profit	1 HR	All	All	56.09	57.22	Yes	01-Sep-17	1.12	2.0%
G - C1 Non Res/For Profit	1 HR	All	All	122.20	124.64	Yes	01-Sep-17	2.44	2.0%
G - C1 Affiliated Youth/Sr	1 HR	Youth / Senior	All	36.83	37.57	Yes	01-Sep-17	0.74	2.0%
G - C2 Res/Non Profit	1 HR	All	All	186.93	190.67	Yes	01-Sep-17	3.74	2.0%
G - C2 Non Res/For Profit	1 HR	All	All	233.24	237.90	Yes	01-Sep-17	4.66	2.0%
G - C2 Affiliated Youth/Sr	1 HR	Youth / Senior	All	122.20	124.64	Yes	01-Sep-17	2.44	2.0%

SCHEDULE A - RECREATION and CULTURE - RENTAL FEES

Fee Description	Fee Unit	Age Category	Time Category	2016 Fee (\$)	2017 Fee (\$)	HST (Yes/No)	Effective Date	Change (\$)	(%)
H - C1 Res/Non Profit	1 HR	All	All	56.09	57.22	Yes	01-Sep-17	1.12	2.0%
H - C1 Non Res/For Profit	1 HR	All	All	133.37	136.04	Yes	01-Sep-17	2.67	2.0%
H - C1 Affiliated Youth/Sr	1 HR	Youth / Senior	All	36.83	37.57	Yes	01-Sep-17	0.74	2.0%
H - C2 Res/Non Profit	1 HR	All	All	203.66	207.73	Yes	01-Sep-17	4.07	2.0%
H - C2 Non Res/For Profit	1 HR	All	All	256.27	261.39	Yes	01-Sep-17	5.13	2.0%
H - C2 Affiliated Youth/Sr	1 HR	Youth / Senior	All	133.37	136.04	Yes	01-Sep-17	2.67	2.0%
I - C1 Res/Non Profit	1 HR	All	All	56.09	57.22	Yes	01-Sep-17	1.12	2.0%
I - C1 Non Res/For Profit	1 HR	All	All	169.63	173.03	Yes	01-Sep-17	3.39	2.0%
I - C1 Affiliated Youth/Sr	1 HR	Youth / Senior	All	36.83	37.57	Yes	01-Sep-17	0.74	2.0%
I - C2 Res/Non Profit	1 HR	All	All	262.26	267.50	Yes	01-Sep-17	5.25	2.0%
I - C2 Non Res/For Profit	1 HR	All	All	326.99	333.53	Yes	01-Sep-17	6.54	2.0%
I - C2 Affiliated Youth/Sr	1 HR	Youth / Senior	All	170.20	173.60	Yes	01-Sep-17	3.40	2.0%
INDOOR, THEATRE & CULTURAL FACILITIES									
CYRIL CLARK LIBRARY LECTURE HALL THEATRE									
Community Group	1 HR	All	All	42.70	42.70	Yes	Current	-	0.0%
Not-for-Profit Organization	1 HR	All	All	59.63	59.63	Yes	Current	-	0.0%
Commercial	1 HR	All	All	85.97	85.97	Yes	Current	-	0.0%
Piano	Day	All	All	53.84	53.84	Yes	Current	-	0.0%
Piano	Week	All	All	161.54	161.54	Yes	Current	-	0.0%
Video Projector	Day	All	All	55.19	55.19	Yes	Current	-	0.0%
Video Projector	Week	All	All	165.58	165.58	Yes	Current	-	0.0%
Follow Spot	Day	All	All	50.00	50.00	Yes	Current	-	0.0%
Follow Spot	Week	All	All	150.00	150.00	Yes	Current	-	0.0%
LESTER B. PEARSON THEATRE									
Community Group	1 HR	All	All	114.28	114.28	Yes	Current	-	0.0%
Community Group Load-in	1 HR	All	All	70.71	70.71	Yes	Current	-	0.0%
Not-for-Profit Organization	1 HR	All	All	159.53	159.53	Yes	Current	-	0.0%
Dance School	1 HR	All	All	194.61	194.61	Yes	Current	-	0.0%
Commercial	1 HR	All	All	227.31	227.31	Yes	Current	-	0.0%
Daytime Rate	1 HR	All	Non-prime	113.25	113.25	Yes	Current	-	0.0%
Studio (When added to Theatre Rental)	Day	All	All	91.37	91.37	Yes	Current	-	0.0%
Studio	1 HR	All	All	22.57	22.57	Yes	Current	-	0.0%
Video Projector	Day	All	All	55.19	55.19	Yes	Current	-	0.0%
Video Projector	Week	All	All	165.58	165.58	Yes	Current	-	0.0%
Follow Spot	Day	All	All	50.00	50.00	Yes	Current	-	0.0%
Follow Spot	Week	All	All	150.00	150.00	Yes	Current	-	0.0%
ROSE THEATRE									
THEATRE - Community Group	1 HR	All	All	173.96	173.96	Yes	Current	-	0.0%
THEATRE - Not-for-Profit	1 HR	All	All	237.61	237.61	Yes	Current	-	0.0%
THEATRE - Dance School	1 HR	All	All	326.99	326.99	Yes	Current	-	0.0%
THEATRE - Commercial	1 HR	All	All	355.29	355.29	Yes	Current	-	0.0%
THEATRE - Photo Session - Res	1 HR	All	All	56.90	56.90	Yes	Current	-	0.0%
THEATRE - Photo Session - Non-Res	1 HR	All	All	71.08	71.08	Yes	Current	-	0.0%
STUDIO (incl kitchen)- Community Group	1 HR	All	All	59.43	59.43	Yes	Current	-	0.0%
STUDIO (incl kitchen) - Not-for-Profit	1 HR	All	All	89.15	89.15	Yes	Current	-	0.0%
STUDIO (incl kitchen) - Dance School	1 HR	All	All	118.80	118.80	Yes	Current	-	0.0%
STUDIO (incl kitchen) - Commercial	1 HR	All	All	148.59	148.59	Yes	Current	-	0.0%
LOBBY (w/o Theatre)	Flat	All	All	331.16	331.16	Yes	Current	-	0.0%
LOBBY Reception (w/ Theatre) - Commercial	Flat	All	All	161.54	161.54	Yes	Current	-	0.0%
LOBBY Reception (w/ Theatre) - Community Group	Flat	All	All	79.13	79.13	Yes	Current	-	0.0%
LOBBY Reception (w/ Theatre) - Non-Profit	Flat	All	All	108.23	108.23	Yes	Current	-	0.0%
LOBBY Reception (w/ Theatre) - Dance	Flat	All	All	148.64	148.64	Yes	Current	-	0.0%
LOUNGE	Day	All	All	281.25	281.25	Yes	Current	-	0.0%
GREEN ROOM KITCHEN	Day	All	All	27.60	27.60	Yes	Current	-	0.0%
GREEN ROOM KITCHEN	Week	All	All	82.79	82.79	Yes	Current	-	0.0%
Additional Clean-up Fee	1 HR	All	All	107.70	107.70	Yes	Current	-	0.0%
BAR - Closure Fee, at Req of Client	Per Booking	All	ALL	100.00	100.00	Yes	Current	-	0.0%
BAR - No Alcohol Offset Fee	Per Booking	All	ALL	75.00	75.00	Yes	Current	-	0.0%
THEATRE MAIN - Piano (+ 1 tuning at market value)	Day	All	All	161.54	161.54	Yes	Current	-	0.0%
THEATRE MAIN - Piano (+ 1 tuning at market value)	Week	All	All	484.62	484.62	Yes	Current	-	0.0%
STUDIO - Piano (+ 1 tuning at market value)	Day	All	All	107.70	107.70	Yes	Current	-	0.0%
STUDIO - Piano (+ 1 tuning at market value)	Week	All	All	323.09	323.09	Yes	Current	-	0.0%
UPPER LOBBY - Piano (+ 1 tuning at market value)	Day	All	All	53.84	53.84	Yes	Current	-	0.0%
UPPER LOBBY - Piano (+ 1 tuning at market value)	Week	All	All	161.54	161.54	Yes	Current	-	0.0%
Dance Floor Black (Rose Theatre Only)	Day	All	All	161.54	161.54	Yes	Current	-	0.0%
Dance Floor Black (Rose Theatre Only)	Week	All	All	484.62	484.62	Yes	Current	-	0.0%
Diva Shell - Flat Rate	Flat	All	All	441.55	441.55	Yes	Current	-	0.0%
Follow spot	Day	All	All	94.56	94.56	Yes	Current	-	0.0%
Follow spot	Week	All	All	283.68	283.68	Yes	Current	-	0.0%
Moving Head Light Fixture Package	Day	All	All	323.10	323.10	Yes	Current	-	0.0%
Moving Head Light Fixture Package	Week	All	All	775.43	775.43	Yes	Current	-	0.0%
Main Video Projector	Day	All	All	110.39	110.39	Yes	Current	-	0.0%
Main Video Projector	Week	All	All	331.16	331.16	Yes	Current	-	0.0%
OUTDOOR, PARK AND RECREATION FACILITIES									
GAZEBO (Gage, Loufers)									

SCHEDULE A - RECREATION and CULTURE - RENTAL FEES

Fee Description	Fee Unit	Age Category	Time Category	2016 Fee (\$)	2017 Fee (\$)	HST (Yes/No)	Effective Date	Change (\$)	Change (%)
Event, Res	1 HR	All	All	133.75	136.42	Yes	01-Jan-17	2.67	2.0%
Event, Non-Res	1 HR	All	All	167.17	170.82	Yes	01-Jan-17	3.34	2.0%
Wedding, Res	1 HR	All	All	133.75	136.42	Yes	01-Jan-17	2.67	2.0%
Wedding, Non-Res	1 HR	All	All	167.17	170.82	Yes	01-Jan-17	3.34	2.0%
PICNIC/SOCIAL GATHERING									
Ching Park - 1 (Max 200), Res	Flat	All	All	427.03	435.58	Yes	01-Jan-17	8.54	2.0%
Ching Park - 1 (Max 200), Non-Res	Flat	All	All	533.32	543.98	Yes	01-Jan-17	10.67	2.0%
Ching Park - 2 (Max 150), Res	Flat	All	All	319.67	326.08	Yes	01-Jan-17	6.39	2.0%
Ching Park - 2 (Max 150), Non-Res	Flat	All	All	399.02	407.01	Yes	01-Jan-17	7.98	2.0%
Ching Park - 3 (Max 500), Res	Flat	All	All	639.31	652.10	Yes	01-Jan-17	12.79	2.0%
Ching Park - 3 (Max 500), Non-Res	Flat	All	All	799.15	815.13	Yes	01-Jan-17	15.98	2.0%
Eldorado, Area 1, Res	Flat	All	All	99.88	101.88	Yes	01-Jan-17	2.00	2.0%
Eldorado, Area 1, Non-Res	Flat	All	All	121.61	124.04	Yes	01-Jan-17	2.43	2.0%
Eldorado, Area 2, Res	Flat	All	All	74.08	75.56	Yes	01-Jan-17	1.48	2.0%
Eldorado, Area 2, Non-Res	Flat	All	All	91.77	93.60	Yes	01-Jan-17	1.84	2.0%
Eldorado, Area 3, Res	Flat	All	All	252.11	257.16	Yes	01-Jan-17	5.04	2.0%
Eldorado, Area 3, Non-Res	Flat	All	All	316.19	322.51	Yes	01-Jan-17	6.32	2.0%
Eldorado, Area 4, Res	Flat	All	All	581.52	593.15	Yes	01-Jan-17	11.63	2.0%
Eldorado, Area 4, Non-Res	Flat	All	All	715.63	729.94	Yes	01-Jan-17	14.31	2.0%
Eldorado, Area 5, Res	Flat	All	All	291.87	297.70	Yes	01-Jan-17	5.84	2.0%
Eldorado, Area 5, Non-Res	Flat	All	All	364.82	372.12	Yes	01-Jan-17	7.30	2.0%
Gage Park, Picnic Area, Res	Flat	All	All	24.42	24.91	Yes	01-Jan-17	0.49	2.0%
Gage Park Picnic Area, Non-Res	Flat	All	All	30.58	31.19	Yes	01-Jan-17	0.61	2.0%
PROFESSOR'S LAKE									
Lake/Beach Rental	hour	All	All	86.04	87.77	Yes	01-Jan-17	1.72	2.0%
OUTDOOR RECREATION CENTRE									
Hourly Rate	1 HR	All	All	54.92	56.02	Yes	01-Jan-17	1.10	2.0%
Play Day	Flat	All	All	274.62	280.11	Yes	01-Jan-17	5.49	2.0%
B of ED Program	Flat	Youth	All	439.39	448.18	Yes	01-Jan-17	8.79	2.0%
SPECIAL EVENT, SPECIALTY FACILITIES, CHING PARK									
Chapel, Res	1 HR	All	All	62.34	63.58	Yes	01-Jan-17	1.25	2.0%
Chapel, Non-Res	1 HR	All	All	77.72	79.27	Yes	01-Jan-17	1.55	2.0%
Tropical Gardens, Res	1 HR	All	All	62.34	63.58	Yes	01-Jan-17	1.25	2.0%
Tropical Gardens, Non-Res	1 HR	All	All	77.72	79.27	Yes	01-Jan-17	1.55	2.0%
Outdoor Space Fee	1 HR	All	All	26.37	26.90	Yes	01-Jan-17	0.53	2.0%
Outdoor Space Fee	Flat	All	All	382.06	389.70	Yes	01-Jan-17	7.64	2.0%
Special Event, Res	Flat	All	All	1,408.25	1,436.42	Yes	01-Jan-17	28.17	2.0%
Special Event, Non-Res	Flat	All	All	1,760.60	1,795.81	Yes	01-Jan-17	35.21	2.0%
OUTDOOR, THEATRE & CULTURAL FACILITIES									
GARDEN SQUARE (ROSE THEATRE)									
Minor Event - Community Group	1 HR	All	All	28.75	28.75	Yes	Current	-	0.0%
Minor Event - Not-for-Profit Org	1 HR	All	All	82.13	82.13	Yes	Current	-	0.0%
Minor Special Event - Commercial	1 HR	All	All	102.66	102.66	Yes	Current	-	0.0%
Major Event - Community Group	1 HR	All	All	173.31	173.31	Yes	Current	-	0.0%
Major Event - Not-for-Profit Org	1 HR	All	All	231.82	231.82	Yes	Current	-	0.0%
Major Special Event - Commercial	1 HR	All	All	346.61	346.61	Yes	Current	-	0.0%
Moving Head Light Fixture Package	Day	All	All	315.22	315.22	Yes	Current	-	0.0%
Moving Head Light Fixture Package	Week	All	All	756.52	756.52	Yes	Current	-	0.0%
Sound System - 4 speakers, 2 monitors, CD player, 4 wired mics	Per Book	All	All	200.01	200.01	Yes	Current	-	0.0%
Garden Square - Digital Content	1 HR	All	ALL	45.00	45.00	Yes	Current	-	0.0%
Garden Square - Digital Content	Flat	All	ALL	310.00	310.00	Yes	Current	-	0.0%
Garden Square - 4x8 Riser	Full Day	All	ALL	35.11	35.81	Yes	Current	0.70	2.0%
Garden Square - 10x10 Tent	Full Day	All	ALL	78.42	79.99	Yes	Current	1.57	2.0%
Garden Square - 6' Table	Full Day	All	ALL	13.75	14.03	Yes	Current	0.28	2.0%
OUTDOOR, PARK FACILITIES									
PHOTOS									
Res/Non Profit	1/2 HR	All	All	29.03	29.61	Yes	01-Jan-17	0.58	2.0%
Non Res/For Profit	1/2 HR	All	All	36.32	37.05	Yes	01-Jan-17	0.73	2.0%
Res/Non Profit	1 HR	All	All	58.03	59.19	Yes	01-Jan-17	1.16	2.0%
Non Res/For Profit	1 HR	All	All	72.50	73.95	Yes	01-Jan-17	1.45	2.0%
ROCK CLIMBING WALL									
Program - Rock Climbing Wall	Day	All	All	1,554.46	1,585.54	Yes	01-Jan-17	31.09	2.0%
Program - Rock Climbing Wall	Half Day	All	All	823.86	840.34	Yes	01-Jan-17	16.48	2.0%

SCHEDULE A - RECREATION and CULTURE - SERVICE AND EXTRA FEES

Fee Description	Fee Unit	Section	2016 Fee (\$)	2017 Fee (\$)	HST (Yes/No)	Effective Date	Change (\$)	Change (%)
ADMINISTRATION FEES								
CP SH Lift Pass Replacement Card	Item	Sports	5.13	5.24	Yes	01-Jan-17	0.10	2%
Exchange Fee	Transaction	Theatre	1.05	1.05	Yes	Current	0.00	0%
Faxes (per page)	Item	General	0.66	0.68	Yes	01-Jan-17	0.01	2%
Group Fees 15+ per order	Transaction	Theatre	15.34	15.34	Yes	Current	0.00	0%
Lost/Destroyed Ticket Fee	Transaction	Theatre	1.02	1.02	Yes	Current	0.00	0%
Membership Extension Fee	All	Fitness	9.51	9.70	Yes	01-Jan-17	0.19	2%
Photocopies (per page)	Item	General	0.66	0.68	Yes	01-Jan-17	0.01	2%
Parking - 2 Week Permit	Transaction	General	21.02	21.44	Yes	01-Jan-17	0.42	2%
Parking - Monthly Permit	Transaction	General	42.05	42.90	Yes	01-Jan-17	0.84	2%
PV Gift Certificate Sold - Adult	Item	Sports	23.90	24.37	Yes	01-Jan-17	0.48	2%
PV Gift Certificate Sold - Jr/Sr	Item	Sports	17.70	18.05	Yes	01-Jan-17	0.35	2%
Prof Lake - Day Boat Permit	Transaction	General	4.60	4.69	Yes	01-Jan-17	0.09	2%
Prof Lake - Seasonal Boat Permit	Transaction	General	97.57	99.53	Yes	01-Jan-17	1.95	2%
Subscription Fee per subscription	Transaction	Theatre	5.11	5.11	Yes	Current	0.00	0%
Ticket Processing Fee per ticket	Transaction	Theatre	1.02	1.02	Yes	Current	0.00	0%
Web Fee per transaction	Transaction	Theatre	3.07	3.07	Yes	Current	0.00	0%
EQUIPMENT RENTALS - AUDIO VISUAL								
Facility - Portable P.A. System	Booking	Meetings	37.37	38.12	Yes	01-Jan-17	0.75	2%
Facility - Projector	Booking	Meetings	21.09	21.52	Yes	01-Jan-17	0.42	2%
Facility - T.V. and V.C.R.	Booking	Meetings	19.97	20.37	Yes	01-Jan-17	0.40	2%
EQUIPMENT AND SUPPLIES - MEETINGS								
Facility - Coffee -100 Cup Um No Coffee	Booking	Meetings	26.08	26.60	Yes	01-Jan-17	0.52	2%
Facility - Coffee -100 Cup Um W Coffee	Booking	Meetings	71.40	72.83	Yes	01-Jan-17	1.43	2%
Facility - Coffee -25 Cup Um No Coffee	Booking	Meetings	8.24	8.41	Yes	01-Jan-17	0.16	2%
Facility - Coffee -30 Cup Um W Coffee	Booking	Meetings	24.31	24.80	Yes	01-Jan-17	0.49	2%
Facility - Coffee -50 Cup Um W Coffee	Booking	Meetings	38.46	39.23	Yes	01-Jan-17	0.77	2%
Facility - Coffee -75 Cup Um W Coffee	Booking	Meetings	54.92	56.02	Yes	01-Jan-17	1.10	2%
Facility - Coffee/Tea/Water per Person	Booking	Meetings	2.27	2.31	Yes	01-Jan-17	0.05	2%
Facility - Electricity Charge	Booking	Meetings	10.55	10.76	Yes	01-Jan-17	0.21	2%
Facility - Fireplace	Booking	Meetings	16.83	17.17	Yes	01-Jan-17	0.34	2%
Facility - Flip Charts	Booking	Meetings	6.30	6.43	Yes	01-Jan-17	0.13	2%
Facility - Ice - 25 lb. bag	Booking	Meetings	6.75	6.89	Yes	01-Jan-17	0.14	2%
Facility - Kitchen	Booking	Meetings	73.90	75.38	Yes	01-Jan-17	1.48	2%
Facility - Podium	Booking	Meetings	35.15	35.85	Yes	01-Jan-17	0.70	2%
EQUIPMENT - EVENTS								
CP - Fencing	Booking	Event	7.88	8.03	Yes	01-Jan-17	0.16	2%
CP - P.A. System 6 HRS or Less	Booking	Event	39.35	40.14	Yes	01-Jan-17	0.79	2%
CP - P.A. System 6-9 HRS	Booking	Event	58.00	59.16	Yes	01-Jan-17	1.16	2%
CP - P.A. System 9 HRS +	Booking	Event	68.00	69.36	Yes	01-Jan-17	1.36	2%
Parks - Cushioned Straight Back Chairs	Booking	Event	5.00	5.10	Yes	01-Jan-17	0.10	2%
Parks - Fencing - 6' high 10' sections	Booking	Event	20.00	20.40	Yes	01-Jan-17	0.40	2%
Parks - Fire Extinguisher (5 lb)	Booking	Event	15.38	15.69	Yes	01-Jan-17	0.31	2%
Parks - Portable Vanity Trailer	Booking	Event	1,500.00	1,530.00	Yes	01-Jan-17	30.00	2%
Parks - Portable Wash Sink	Booking	Event	950.00	969.00	Yes	01-Jan-17	19.00	2%
Parks - Port-o-let Fencing & Screening	Booking	Event	20.00	20.40	Yes	01-Jan-17	0.40	2%
Stage railings (per foot)	Booking	Event	5.00	5.10	Yes	01-Jan-17	0.10	2%
Water Barrels	Booking	Event	25.00	25.50	Yes	01-Jan-17	0.50	2%
EQUIPMENT RENTALS - SKI HILL								
Helmet Rental	Transaction	Sports	4.77	4.86	Yes	01-Sep-17	0.10	2%
Ski Poles 1HR Rent ONLY	Transaction	Sports	3.28	3.35	Yes	01-Sep-17	0.07	2%
Ski Poles 2HR Rent ONLY	Transaction	Sports	4.30	4.39	Yes	01-Sep-17	0.09	2%

SCHEDULE A - RECREATION and CULTURE - SERVICE AND EXTRA FEES

Fee Description	Fee Unit	Section	2016 Fee (\$)	2017 Fee (\$)	HST (Yes/No)	Effective Date	Change (\$)	Change (%)
Ski Poles 3HR Rent ONLY	Transaction	Sports	3.28	3.35	Yes	01-Sep-17	0.07	2%
Ski Poles 4HR Rent ONLY	Transaction	Sports	4.30	4.39	Yes	01-Sep-17	0.09	2%
Ski Poles ALL DAY Rent	Transaction	Sports	7.59	7.74	Yes	01-Sep-17	0.15	2%
Skis 1HR Rent ONLY	Transaction	Sports	7.59	7.74	Yes	01-Sep-17	0.15	2%
Skis 2HR Rent ONLY	Transaction	Sports	8.70	8.87	Yes	01-Sep-17	0.17	2%
Skis 3HR Rent ONLY	Transaction	Sports	9.76	9.96	Yes	01-Sep-17	0.20	2%
Skis 4HR Rent ONLY	Transaction	Sports	10.87	11.09	Yes	01-Sep-17	0.22	2%
Skis ALL DAY Rent	Transaction	Sports	11.94	12.17	Yes	01-Sep-17	0.24	2%
Snowboard Boots 1HR Rent ONLY	Transaction	Sports	8.70	8.87	Yes	01-Sep-17	0.17	2%
Snowboard Boots 2HR Rent ONLY	Transaction	Sports	9.76	9.96	Yes	01-Sep-17	0.20	2%
Snowboard Boots 3HR Rent ONLY	Transaction	Sports	10.87	11.09	Yes	01-Sep-17	0.22	2%
Snowboard Boots 4HR Rent ONLY	Transaction	Sports	11.94	12.17	Yes	01-Sep-17	0.24	2%
Snowboard Boots DAY Rent	Transaction	Sports	13.05	13.31	Yes	01-Sep-17	0.26	2%
Ski - 1.0 Hr Rental	Transaction	Sports	13.19	13.45	Yes	01-Sep-17	0.26	2%
Ski - 2.0 Hr Rental	Transaction	Sports	15.31	15.62	Yes	01-Sep-17	0.31	2%
Ski - 3.0 Hr Rental	Transaction	Sports	17.67	18.03	Yes	01-Sep-17	0.35	2%
Ski - 4.0 Hr Rental	Transaction	Sports	19.80	20.20	Yes	01-Sep-17	0.40	2%
Ski - All Day Rental	Transaction	Sports	23.09	23.55	Yes	01-Sep-17	0.46	2%
Snowblade - 1.0 Hr Rental	Transaction	Sports	11.52	11.75	Yes	01-Sep-17	0.23	2%
Snowblade - 2.0 Hr Rental	Transaction	Sports	13.60	13.87	Yes	01-Sep-17	0.27	2%
Snowblade - 3.0 Hr Rental	Transaction	Sports	15.68	16.00	Yes	01-Sep-17	0.31	2%
Snowblade - 4.0 Hr Rental	Transaction	Sports	17.77	18.12	Yes	01-Sep-17	0.36	2%
Snowblade - All Day Rental	Transaction	Sports	19.85	20.24	Yes	01-Sep-17	0.40	2%
Snowboard - 1.0 Hr Rental	Transaction	Sports	18.78	19.16	Yes	01-Sep-17	0.38	2%
Snowboard - 2.0 Hr Rental	Transaction	Sports	20.96	21.38	Yes	01-Sep-17	0.42	2%
Snowboard - 3.0 Hr Rental	Transaction	Sports	23.32	23.78	Yes	01-Sep-17	0.47	2%
Snowboard - 4.0 Hr Rental	Transaction	Sports	25.77	26.28	Yes	01-Sep-17	0.52	2%
Snowboard - All Day Rental	Transaction	Sports	27.90	28.45	Yes	01-Sep-17	0.56	2%
Ski Hill Rental Card	Transaction	Sports	5.37	5.47	Yes	01-Sep-17	0.11	2%
Ski/Snowboard Rental Fee (person)	Transaction	Sports	124.91	127.41	Yes	01-Sep-17	2.50	2%
EQUIPMENT RENTALS - SPORTS								
CP - Volleyball Court Lights - Affiliated Youth	Booking	Sports	7.11	7.25	Yes	01-Jan-17	0.14	2%
CP - Volleyball Court Lights - Non-Res/For Profit	Booking	Sports	17.57	17.92	Yes	01-Jan-17	0.35	2%
CP - Volleyball Court Lights Res/Non Profit	Booking	Sports	11.50	11.73	Yes	01-Jan-17	0.23	2%
Facility - Nets & Poles/Court	Booking	Sports	18.74	19.11	Yes	01-Jan-17	0.37	2%
Facility - Pool - Slide	Booking	Sports	16.89	17.22	Yes	01-Jan-17	0.34	2%
Facility - Scissor Lift Rental(Carabram)	Booking	Sports	98.91	100.89	Yes	01-Jan-17	1.98	2%
Facility - Std Sporting Equipment	Hour	Sports	23.37	23.84	Yes	01-Jan-17	0.47	2%
CP - Volleyball Nets/Attendants	Booking	Sports	17.49	17.84	Yes	01-Jan-17	0.35	2%
Paddleboat 1/2 HR	Transaction	Sports	8.33	8.49	Yes	01-Jan-17	0.17	2%
Prof Lake - Canoe Rental	Transaction	Sports	5.23	5.33	Yes	01-Jan-17	0.10	2%
Prof Lake - Kayak Rental	Transaction	Sports	7.59	7.74	Yes	01-Jan-17	0.15	2%
Prof Lake - Stand up Paddle Board	Transaction	Sports	9.07	9.25	Yes	01-Jan-17	0.18	2%
PV Pull Carts	Session	Sports	3.54	3.61	Yes	01-Jan-17	0.07	2%
PV Rental Clubs	Session	Sports	7.08	7.22	Yes	01-Jan-17	0.14	2%
PV Golf Power Cart	Session	Sports	8.85	9.03	Yes	01-Jan-17	0.18	2%
Tennis - Ball Machine Rental	Session	Sports	10.46	10.66	Yes	01-Jan-17	0.21	2%
Field Hockey Water Charges	Booking	Sports	31.17	31.79	Yes	01-Jan-17	0.62	2%
EQUIPMENT RENTALS - THEATRE (ALL VENUES)								
All Venues - Audio Monitors - Rental per Day - (for each)	Booking	Theatre	27.59	27.59	Yes	Current	0.00	0%
All Venues - Audio Monitors - Rental per Week - (for each)	Booking	Theatre	82.79	82.79	Yes	Current	0.00	0%
All Venues 4'x6' Riser - Indoor Only- Rental per day - (for each)	Booking	Theatre	8.62	8.62	Yes	Current	0.00	0%
All Venues 4'x6' Riser - Indoor Only- Rental per week - (for each)	Booking	Theatre	25.85	25.85	Yes	Current	0.00	0%

SCHEDULE A - RECREATION and CULTURE - SERVICE AND EXTRA FEES

Fee Description	Fee Unit	Section	2016 Fee (\$)	2017 Fee (\$)	HST (Yes/No)	Effective Date	Change (\$)	Change (%)
All Venues 4'x8' Riser - Indoor Only- Rental per day	Booking	Theatre	10.77	10.77	Yes	Current	0.00	0%
All Venues 4'x8' Riser - Indoor Only- Rental per week	Booking	Theatre	32.31	32.31	Yes	Current	0.00	0%
All Venues Additional Speaker - Rental per day (for each)	Booking	Theatre	53.85	53.85	Yes	Current	0.00	0%
All Venues Additional Speaker - Rental per week (for each)	Booking	Theatre	161.54	161.54	Yes	Current	0.00	0%
All Venues Blacklight Fixture - Rental per day	Booking	Theatre	16.15	16.15	Yes	Current	0.00	0%
All Venues Blacklight Fixture - Rental per week	Booking	Theatre	48.46	48.46	Yes	Current	0.00	0%
All Venues Color Blast LED - Rental per day - (for each) - PSU & Cable Included	Booking	Theatre	21.54	21.54	Yes	Current	0.00	0%
All Venues Color Blast LED - Rental per week - (for each) - PSU & Cable Included	Booking	Theatre	64.62	64.62	Yes	Current	0.00	0%
All Venues Color Blast LED Package - Rental per day - (for 12 units) - PSU & Cable Included	Booking	Theatre	NEW	64.62	Yes	01-Jan-17	NEW	NEW
All Venues Color Blast LED Package - Rental per week - (for 12 units) - PSU & Cable Included	Booking	Theatre	NEW	193.86	Yes	01-Jan-17	NEW	NEW
All Venues Fog Machine - Rental per day	Booking	Theatre	27.60	27.60	Yes	Current	0.00	0%
All Venues Fog Machine - Rental per week	Booking	Theatre	82.79	82.79	Yes	Current	0.00	0%
All Venues Hazer Machine - Rental per day	Booking	Theatre	53.85	53.85	Yes	Current	0.00	0%
All Venues Hazer Machine - Rental per week	Booking	Theatre	161.54	161.54	Yes	Current	0.00	0%
All Venues Moving Head Fixture- Per Unit- Rental per Day	Booking	Theatre	NEW	25.00	Yes	01-Jan-17	NEW	NEW
All Venues Moving Head Fixture- Per Unit- Rental per Week	Booking	Theatre	NEW	75.00	Yes	01-Jan-17	NEW	NEW
All Venues Piano Tuning - Mon to Sat	Booking	Theatre	165.58	165.58	Yes	Current	0.00	0%
All Venues Piano Tuning - Sunday	Booking	Theatre	248.37	248.37	Yes	Current	0.00	0%
All Venues Strobe Light - Rental/day	Booking	Theatre	27.60	27.60	Yes	Current	0.00	0%
All Venues Strobe Light - Rental/week	Booking	Theatre	82.79	82.79	Yes	Current	0.00	0%
All Venues Video Screen 15x20 - Rental per day	Booking	Theatre	107.69	107.69	Yes	Current	0.00	0%
All Venues Video Screen 15x20 - Rental per week	Booking	Theatre	323.08	323.08	Yes	Current	0.00	0%
All Venues Video Screen 7' x 10' - Rental per day	Booking	Theatre	77.27	77.27	Yes	Current	0.00	0%
All Venues Video Screen 7' x 10' - Rental per week	Booking	Theatre	231.81	231.81	Yes	Current	0.00	0%
All Venues Wireless Microphone - per day/per unit	Booking	Theatre	27.60	27.60	Yes	Current	0.00	0%
All Venues Wireless Microphone - per week/per unit	Booking	Theatre	82.79	82.79	Yes	Current	0.00	0%
SL 250 Stageline - Commercial Rent Only (does not include staff or equipment)	Booking	Theatre	4,415.47	4,415.47	Yes	Current	0.00	0%
SL 250 Stageline - Community Group Rent Only (does not include staff or equipment)	Booking	Theatre	2,207.74	2,207.74	Yes	Current	0.00	0%
PARTY PACKAGES								
CP - Party Pkg. Barn Tour	Event	Event	3.89	3.96	Yes	01-Jan-17	0.08	2%
CP - Party Pkg. Garden Party	Event	Event	5.97	6.09	Yes	01-Jan-17	0.12	2%
CP - Party Pkg. Hot Dog	Item	Event	6.06	6.18	Yes	01-Jan-17	0.12	2%
CP - Party Pkg. Mini Golf	Event	Event	2.91	2.97	Yes	01-Jan-17	0.06	2%
CP - Party Pkg. Pizza	Item	Event	5.97	6.09	Yes	01-Jan-17	0.12	2%
Facility - Arena-Add'l Party Participant	Event	Event	8.45	8.62	Yes	01-Sep-17	0.17	2%
Pool Party Package Rental(Private Swim)	Event	Event	100.63	102.64	Yes	01-Sep-17	2.01	2%
Room - Pool Party Package Rental Private	Event	Event	26.95	27.49	Yes	01-Sep-17	0.54	2%
Room - Pool Party Package Rental Public	Event	Event	107.85	110.01	Yes	01-Sep-17	2.16	2%
Facility - Pool-Add'l Party Participants	Event	Event	8.62	8.79	Yes	01-Sep-17	0.17	2%
Preschool Party Package #1	Event	Event	86.13	87.85	No	01-Sep-17	1.72	2%
Preschool Party Package #2	Event	Event	118.23	120.59	No	01-Sep-17	2.36	2%
Preschool Party Package #3	Event	Event	153.41	156.47	No	01-Sep-17	3.07	2%
Preschool Party Package #4	Event	Event	166.91	170.25	No	01-Sep-17	3.34	2%

SCHEDULE A - RECREATION and CULTURE - SERVICE AND EXTRA FEES

Fee Description	Fee Unit	Section	2016 Fee (\$)	2017 Fee (\$)	HST (Yes/No)	Effective Date	Change (\$)	Change (%)
Preschool Party Package #5	Event	Event	215.04	219.34	No	01-Sep-17	4.30	2%
Preschool Party Package #6	Event	Event	98.52	100.49	No	01-Sep-17	1.97	2%
Preschool Party Package #7	Event	Event	122.99	125.45	No	01-Sep-17	2.46	2%
Preschool Party Package #8	Event	Event	80.22	81.83	No	01-Sep-17	1.60	2%
Preschool Party Package #9	Event	Event	98.52	100.49	No	01-Sep-17	1.97	2%
Preschool Party Extra 30 Min	Event	Event	13.40	13.67	No	01-Sep-17	0.27	2%
SH - Tubing Party Package (per person)	Event	Event	14.27	14.56	No	01-Sep-17	0.29	2%
SH - Tubing Party Package (tube only)	Event	Event	9.30	9.49	No	01-Sep-17	0.19	2%
PROGRAM RELATED FEES								
Arts Camp DVD	Item	Camps	5.23	5.33	No	01-Apr-17	0.10	2%
BMX - Bike Program Rental	Item	General	58.09	59.25	Yes	01-Apr-17	1.16	2%
Dance - Audition Fee	Item	General	30.75	31.37	No	01-Sep-17	0.62	2%
Dance - Costume - Competition	Item	General	143.50	146.37	No	01-Sep-17	2.87	2%
Dance - Costume - Major Advanced	Item	General	76.88	78.41	No	01-Sep-17	1.54	2%
Dance - Costume - Major Child	Item	General	59.45	60.64	No	01-Sep-17	1.19	2%
Dance - Costume - Major Intermediate	Item	General	71.75	73.19	No	01-Sep-17	1.44	2%
Dance - Costume - Major Teen	Item	General	82.00	83.64	No	01-Sep-17	1.64	2%
Dance - Costume - Major Troupe/Adult	Item	General	87.13	88.87	No	01-Sep-17	1.74	2%
Dance - Costume - Major Youth	Item	General	66.63	67.96	No	01-Sep-17	1.33	2%
Dance - Costume - Primary	Item	General	34.85	35.55	No	01-Sep-17	0.70	2%
Henna Art Materials	Item	General	10.00	10.20	No	01-Sep-17	0.20	2%
Holiday - Additional Parent	Item	General	2.30	2.35	Yes	01-Sep-17	0.05	2%
Skateboard Program Rental (3)	Item	Sports	16.05	16.37	Yes	01-Sep-17	0.32	2%
Skateboard Program Rental (5)	Item	Sports	25.77	26.28	Yes	01-Sep-17	0.52	2%
Ski - Adult Program Rental	Item	Sports	94.38	96.26	Yes	01-Sep-17	1.89	2%
Ski - Child/Teen Program Rental	Item	Sports	94.38	96.26	Yes	01-Sep-17	1.89	2%
Ski - Holiday Program Rental	Item	Sports	93.54	95.42	Yes	01-Sep-17	1.87	2%
Ski - One-on-one Rental (4)	Item	Sports	58.62	59.79	Yes	01-Sep-17	1.17	2%
Ski - One-on-one Rental (8)	Item	Sports	117.23	119.58	Yes	01-Sep-17	2.34	2%
Ski - Parent & Tot (Adult Rental)	Item	Sports	59.54	60.73	Yes	01-Sep-17	1.19	2%
Ski - Parent/Tot/Mogul Mites Rental	Item	Sports	79.48	81.07	Yes	01-Sep-17	1.59	2%
Ski - Private (1P) 2HR Ski Rental	Item	Sports	15.31	15.62	Yes	01-Sep-17	0.31	2%
Ski/Snow - Camp Rental (1)	Item	Sports	12.86	13.12	Yes	01-Sep-17	0.26	2%
Ski/Snow - Camp Rental (2)	Item	Sports	25.77	26.28	Yes	01-Sep-17	0.52	2%
Ski/Snow - Camp Rental (3)	Item	Sports	38.91	39.69	Yes	01-Sep-17	0.78	2%
Ski/Snow - Camp Rental (4)	Item	Sports	51.77	52.80	Yes	01-Sep-17	1.04	2%
Ski/Snow - Camp Rental (5)	Item	Sports	64.86	66.16	Yes	01-Sep-17	1.30	2%
Snowboard - Adult Program Rental	Item	Sports	123.62	126.09	Yes	01-Sep-17	2.47	2%
Snowboard - Child/Teen Program Rental	Item	Sports	103.72	105.80	Yes	01-Sep-17	2.07	2%
Snowboard - Holiday Program Rental	Item	Sports	93.54	95.42	Yes	01-Sep-17	1.87	2%
Snowboard - One-on-one Rental (4)	Item	Sports	79.67	81.26	Yes	01-Sep-17	1.59	2%
Snowboard - One-on-one Rental (8)	Item	Sports	79.67	81.26	Yes	01-Sep-17	1.59	2%
Snowboard - Private (1P) 2HR Rental	Item	Sports	20.96	21.38	Yes	01-Sep-17	0.42	2%
RECREATION BROCHURE ADVERTISING								
1/2 Page Advertisement Placement	Item	General	780.95	796.57	Yes	01-Sep-17	15.62	2%
1/4 Page Advertisement Placement	Item	General	488.09	497.86	Yes	01-Sep-17	9.76	2%
SERVICES - HAIR AND SPA								
Seniors - PS 1/2 Arm Hair Removal	Service	General	11.06	11.28	Yes	01-Sep-17	0.22	2%
Seniors - PS 1/2 Leg Hair Removal	Service	General	11.06	11.28	Yes	01-Sep-17	0.22	2%
Seniors - PS 1/2 Pedicure	Service	General	11.50	11.73	Yes	01-Sep-17	0.23	2%
Seniors - PS Bang Trim	Service	General	4.87	4.96	Yes	01-Sep-17	0.10	2%
Seniors - PS Bikini Hair Removal	Service	General	11.06	11.28	Yes	01-Sep-17	0.22	2%
Seniors - PS Blow Dry Only	Service	General	11.06	11.28	Yes	01-Sep-17	0.22	2%
Seniors - PS Brazilian Wax	Service	General	22.12	22.56	Yes	01-Sep-17	0.44	2%
Seniors - PS Chin Hair Removal	Service	General	4.87	4.96	Yes	01-Sep-17	0.10	2%
Seniors - PS Curling Iron	Service	General	11.06	11.28	Yes	01-Sep-17	0.22	2%
Seniors - PS Deep Condition	Service	General	4.87	4.96	Yes	01-Sep-17	0.10	2%
Seniors - PS Eyebrows Hair Removal	Service	General	4.87	4.96	Yes	01-Sep-17	0.10	2%

SCHEDULE A - RECREATION and CULTURE - SERVICE AND EXTRA FEES

Fee Description	Fee Unit	Section	2016 Fee (\$)	2017 Fee (\$)	HST (Yes/No)	Effective Date	Change (\$)	Change (%)
Seniors - PS Facials	Service	General	28.32	28.89	Yes	01-Sep-17	0.57	2%
Seniors - PS Foot Care	Service	General	33.63	34.30	Yes	01-Sep-17	0.67	2%
Seniors - PS Full Arm Hair Removal	Service	General	22.12	22.56	Yes	01-Sep-17	0.44	2%
Seniors - PS Full Leg Hair Removal	Service	General	22.12	22.56	Yes	01-Sep-17	0.44	2%
Seniors - PS Hair Colour	Service	General	33.63	34.30	Yes	01-Sep-17	0.67	2%
Seniors - PS Hair Cut (C)	Service	General	13.72	13.99	Yes	01-Sep-17	0.27	2%
Seniors - PS Haircut/Blow Dry (C/BD)	Service	General	20.35	20.76	Yes	01-Sep-17	0.41	2%
Seniors - PS High Lights Long Hair	Service	General	42.48	43.33	Yes	01-Sep-17	0.85	2%
Seniors - PS High Lights Short Hair	Service	General	33.63	34.30	Yes	01-Sep-17	0.67	2%
Seniors - PS Manicure	Service	General	18.14	18.50	Yes	01-Sep-17	0.36	2%
Seniors - PS Manicure French	Service	General	20.35	20.76	Yes	01-Sep-17	0.41	2%
Seniors - PS Manicure Polish Change	Service	General	9.29	9.48	Yes	01-Sep-17	0.19	2%
Seniors - PS Massage 1 HR	Service	General	63.72	64.99	Yes	01-Sep-17	1.27	2%
Seniors - PS Massage 1/2 HR	Service	General	32.75	33.40	Yes	01-Sep-17	0.65	2%
Seniors - PS Paraffin	Service	General	4.87	4.96	Yes	01-Sep-17	0.10	2%
Seniors - PS Part High Lights (1/2 Head)	Service	General	13.72	13.99	Yes	01-Sep-17	0.27	2%
Seniors - PS Pedicure	Service	General	23.01	23.47	Yes	01-Sep-17	0.46	2%
Seniors - PS Perm wCut/Set (Perm C/S)	Service	General	54.87	55.97	Yes	01-Sep-17	1.10	2%
Seniors - PS Perm wCut/Set Long Hair X	Service	General	9.29	9.48	Yes	01-Sep-17	0.19	2%
Seniors - PS Seated Massage 15min	Service	General	18.14	18.50	Yes	01-Sep-17	0.36	2%
Seniors - PS Seated Massage 30min	Service	General	37.17	37.91	Yes	01-Sep-17	0.74	2%
Seniors - PS Shellac Manicure	Service	General	23.01	23.47	Yes	01-Sep-17	0.46	2%
Seniors - PS Shellac Polish Remove	Service	General	4.87	4.96	Yes	01-Sep-17	0.10	2%
Seniors - PS Threading Hair Removal	Service	General	4.87	4.96	Yes	01-Sep-17	0.10	2%
Seniors - PS Tinting	Service	General	4.87	4.96	Yes	01-Sep-17	0.10	2%
Seniors - PS Underarms Hair Removal	Service	General	4.87	4.96	Yes	01-Sep-17	0.10	2%
Seniors - PS Up Do - Half Up	Service	General	27.43	27.98	Yes	01-Sep-17	0.55	2%
Seniors - PS Up Do - Long Hair	Service	General	32.75	33.40	Yes	01-Sep-17	0.65	2%
Seniors - PS Up Do - Short Hair	Service	General	23.01	23.47	Yes	01-Sep-17	0.46	2%
Seniors - PS Upper Lip Hair Removal	Service	General	4.87	4.96	Yes	01-Sep-17	0.10	2%
Seniors - PS Wash & Cut (W/C)	Service	General	16.37	16.70	Yes	01-Sep-17	0.33	2%
Seniors - PS Wash Only (W)	Service	General	4.87	4.96	Yes	01-Sep-17	0.10	2%
Seniors - PS Wash/Cut/Set (WCBD)	Service	General	30.98	31.59	Yes	01-Sep-17	0.62	2%
Seniors - PS Wash/Set or Dry (W/BD)	Service	General	19.47	19.85	Yes	01-Sep-17	0.39	2%
Seniors - PS Waxing	Service	General	4.87	4.96	Yes	01-Sep-17	0.10	2%
A55 - Reg Massage Therapist 30min	Service	General	34.34	35.02	Yes	01-Sep-17	0.69	2%
A55 - Reg Massage Therapist 1HR	Service	General	58.68	59.85	Yes	01-Sep-17	1.17	2%
SERVICES - SKI HILL								
CP SH RS - SB FT Base Repair (Staff)	Service	Sports	24.06	24.54	Yes	01-Sep-17	0.48	2%
CP SH RS - SB FT Hand Wax	Service	Sports	32.62	33.27	Yes	01-Sep-17	0.65	2%
CP SH RS - SB FT With Minor Base Repair	Service	Sports	37.70	38.46	Yes	01-Sep-17	0.75	2%
CP SH RS - SB Hot Wax (Staff)	Service	Sports	9.02	9.20	Yes	01-Sep-17	0.18	2%
CP SH RS - SB Hot Wax Jr & Sr	Service	Sports	10.46	10.66	Yes	01-Sep-17	0.21	2%
CP SH RS - SB Quick Sharpen	Service	Sports	9.48	9.67	Yes	01-Sep-17	0.19	2%
CP SH RS - SB Quick Sharpen (Staff)	Service	Sports	5.32	5.43	Yes	01-Sep-17	0.11	2%
CP SH RS - SB Quick Wax	Service	Sports	9.95	10.15	Yes	01-Sep-17	0.20	2%
CP SH RS - SB Quick Wax (Staff)	Service	Sports	5.32	5.43	Yes	01-Sep-17	0.11	2%
CP SH RS - Ski FT Base Repair (Staff)	Service	Sports	21.51	21.94	Yes	01-Sep-17	0.43	2%
CP SH RS - Ski FT Hand Wax	Service	Sports	32.62	33.27	Yes	01-Sep-17	0.65	2%
CP SH RS - Ski FT Minor Base Repair	Service	Sports	37.70	38.46	Yes	01-Sep-17	0.75	2%
CP SH RS - Ski FT SharpEdgeLube Staff	Service	Sports	18.97	19.35	Yes	01-Sep-17	0.38	2%
CP SH RS - Ski Gum Stone	Service	Sports	10.64	10.85	Yes	01-Sep-17	0.21	2%
CP SH RS - Ski Hardstone	Service	Sports	8.56	8.73	Yes	01-Sep-17	0.17	2%
CP SH RS - Ski Hot Wax (Jr & Sr)	Service	Sports	10.46	10.66	Yes	01-Sep-17	0.21	2%
CP SH RS - Ski Hot Wax (Staff)	Service	Sports	7.86	8.02	Yes	01-Sep-17	0.16	2%
CP SH RS - Ski Quick Sharpen	Service	Sports	8.56	8.73	Yes	01-Sep-17	0.17	2%
CP SH RS - Ski Quick Sharpen (Staff)	Service	Sports	4.16	4.25	Yes	01-Sep-17	0.08	2%

SCHEDULE A - RECREATION and CULTURE - SERVICE AND EXTRA FEES

Fee Description	Fee Unit	Section	2016 Fee (\$)	2017 Fee (\$)	HST (Yes/No)	Effective Date	Change (\$)	Change (%)
CP SH RS - Ski Quick Wax	Service	Sports	8.56	8.73	Yes	01-Sep-17	0.17	2%
CP SH RS - Ski Quick Wax (Staff)	Service	Sports	4.16	4.25	Yes	01-Sep-17	0.08	2%
CP SH RS - Ski/Snow Binding Adjust	Service	Sports	7.40	7.55	Yes	01-Sep-17	0.15	2%
CP SH RS - Ski/Snow Binding Install	Service	Sports	24.06	24.54	Yes	01-Sep-17	0.48	2%
CP SH RS - Ski/Snow Binding Remount	Service	Sports	24.06	24.54	Yes	01-Sep-17	0.48	2%
CP SH RS - Wax & Cork	Service	Sports	13.65	13.92	Yes	01-Sep-17	0.27	2%
STAFFING COSTS - INCLUSIVE PROGRAMS								
1-2-1 Worker	1/2 Day	Inclusive	36.44	37.17	No	01-Sep-17	0.73	2%
1-2-1 Worker	Full Day	Inclusive	72.88	74.34	No	01-Sep-17	1.46	2%
1-2-1 Worker	Half Wk	Inclusive	182.19	185.84	No	01-Sep-17	3.64	2%
1-2-1 Worker	Weekly	Inclusive	364.23	371.52	No	01-Sep-17	7.28	2%
STAFFING COSTS - SPORTS & PROGRAMS								
CY - After School Assistance	Hour	Sports	34.88	35.58	Yes	01-Sep-17	0.70	2%
CP - Curling & Tennis Instructor	Hour	Sports	25.51	26.02	Yes	01-Sep-17	0.51	2%
CP - Set up Fee - STAFF	Hour	Sports	25.77	26.28	Yes	01-Sep-17	0.52	2%
CP - Staff	Hour	Sports	12.21	12.46	Yes	01-Sep-17	0.24	2%
Facility - Arena Staff	Hour	Sports	17.30	17.65	Yes	01-Sep-17	0.35	2%
Facility - Arena - Stat Holiday Fee	Hour	Sports	53.62	54.69	Yes	01-Sep-17	1.07	2%
Facility - Arena-Add'l Individual	Hour	Sports	37.38	38.13	Yes	01-Sep-17	0.75	2%
Facility - Pool - Stat Holiday Guard	Hour	Aquatics	24.73	25.22	Yes	01-Sep-17	0.49	2%
Facility - Statutory Holiday Rate	Hour	General	52.59	53.64	Yes	01-Sep-17	1.05	2%
Facility - Supervision	Hour	General	11.64	11.87	Yes	01-Sep-17	0.23	2%
Facility - Youth Sports Staff	Hour	Sports	17.77	18.13	Yes	01-Sep-17	0.36	2%
Lifeguard/Instructor	Hour	Aquatics	15.32	15.63	Yes	01-Sep-17	0.31	2%
Community Outreach Instructor	Hour	General		21.00	Yes	01-Jan-17	21.00	NEW
Deck Supervisor	Hour	Aquatics		20.00	Yes	01-Sep-17	20.00	NEW
Bartender	Hour	Event	23.71	24.18	Yes	01-Sep-17	0.47	2%
Skate - BOED - Instructor	Hour	Sports	24.29	24.77	Yes	01-Sep-17	0.49	2%
STAFFING COSTS - THEATRE								
Additional Facility Staff	Hour	Theatre	30.20	30.80	Yes	01-Sep-17	0.60	2%
Additional Facility Staff- Additional hours over 10 hours per day	Hour	Theatre	45.29	46.20	Yes	01-Sep-17	0.91	2%
Additional Facility Staff- STAT HOLIDAY	Hour	Theatre	60.39	61.60	Yes	01-Sep-17	1.21	2%
Event Parking Attendant	Hour	Theatre	16.73	17.06	Yes	01-Sep-17	0.33	2%
Event Parking Attendant - STAT HOLIDAY	Hour	Theatre	25.09	25.60	Yes	01-Sep-17	0.50	2%
Garden Square Lead	Hour	Theatre	22.22	22.66	Yes	01-Sep-17	0.44	2%
Garden Square Lead	Hour	Theatre	33.33	33.99	Yes	01-Sep-17	0.67	2%
Garden Square Representative	Hour	Theatre	19.28	19.66	Yes	01-Sep-17	0.39	2%
Garden Square Representative	Hour	Theatre	28.92	29.49	Yes	01-Sep-17	0.58	2%
Food & Beverage- Server	Hour	Theatre	18.13	18.49	Yes	01-Sep-17	0.36	2%
Food & Beverage- Server - STAT HOLIDAY	Hour	Theatre	27.18	27.73	Yes	01-Sep-17	0.54	2%
Front of House Captain	Hour	Theatre	18.12	18.49	Yes	01-Sep-17	0.36	2%
Front of House Captain - STAT HOLIDAY	Hour	Theatre	27.19	27.73	Yes	01-Sep-17	0.54	2%
Front of House Manager	Hour	Theatre	24.17	24.65	Yes	01-Sep-17	0.48	2%
Front of House Manager - STAT HOLIDAY	Hour	Theatre	36.25	36.97	Yes	01-Sep-17	0.72	2%
Technical Staff	Hour	Theatre	28.56	29.13	Yes	01-Sep-17	0.57	2%
Technical Staff- Additional hours over 10 hours per day	Hour	Theatre	42.85	43.70	Yes	01-Sep-17	0.86	2%
Technical Staff- STAT HOLIDAY	Hour	Theatre	57.12	58.26	Yes	01-Sep-17	1.14	2%
Theatre Usher	Hour	Theatre	18.13	18.49	Yes	01-Sep-17	0.36	2%
Theatre Usher - STAT HOLIDAY	Hour	Theatre	27.18	27.73	Yes	01-Sep-17	0.54	2%
STORAGE FEES								
CP - Ching Storage (BMFA)			760.59	775.80	Yes	01-Sep-17	15.21	2%
OTHER								
Seniors - BBQ \$4 (FCSC)	Service	General	3.54	3.61	Yes	01-Sep-17	0.07	2%

SCHEDULE A - RECREATION and CULTURE - SERVICE AND EXTRA FEES

Fee Description	Fee Unit	Section	2016 Fee (\$)	2017 Fee (\$)	HST (Yes/No)	Effective Date	Change (\$) (%)	
Seniors - BBQ \$5 (FCSC)	Service	General	4.43	4.51	Yes	01-Sep-17	0.09	2%

SCHEDULE A - RECREATION and CULTURE - AC PRESENTATION FEES

Fee Description	Fee Unit	Period	2016 Fee (\$)	2017 Fee (\$)	HST (Yes/No)	Effective Date	Change (\$)	Change (%)
ADVERTISING FEES								
ODEUM - CARD SIZE	1 month	1 month	183.48	183.48	Yes	Current	-	-
Odeum - purchase 3 months - less 10%	3 month	3 month	165.13	165.13	Yes	Current	-	-
Odeum - purchase 6 months less 15%	6 month	6 month	155.95	155.95	Yes	Current	-	-
Odeum - purchase full season less 20%	Full season	Full season	146.78	146.78	Yes	Current	-	-
ODEUM - QUARTER PAGE	1 month	1 month	408.98	408.98	Yes	Current	-	-
Odeum - purchase 3 months - less 10%	3 month	3 month	368.08	368.08	Yes	Current	-	-
Odeum - purchase 6 months less 15%	6 month	6 month	347.63	347.63	Yes	Current	-	-
Odeum - purchase full season less 20%	Full season	Full season	327.18	327.18	Yes	Current	-	-
ODEUM - THIRD PAGE	1 month	1 month	511.48	511.48	Yes	Current	-	-
Odeum - purchase 3 months - less 10%	3 month	3 month	460.33	460.33	Yes	Current	-	-
Odeum - purchase 6 months less 15%	6 month	6 month	434.75	434.75	Yes	Current	-	-
Odeum - purchase full season less 20%	Full season	Full season	409.18	409.18	Yes	Current	-	-
ODEUM - HALF PAGE	1 month	1 month	613.98	613.98	Yes	Current	-	-
Odeum - purchase 3 months - less 10%	3 month	3 month	552.58	552.58	Yes	Current	-	-
Odeum - purchase 6 months less 15%	6 month	6 month	521.88	521.88	Yes	Current	-	-
Odeum - purchase full season less 20%	Full season	Full season	491.18	491.18	Yes	Current	-	-
ODEUM - FULL PAGE	1 month	1 month	818.98	818.98	Yes	Current	-	-
Odeum - purchase 3 months - less 10%	3 month	3 month	737.08	737.08	Yes	Current	-	-
Odeum - purchase 6 months less 15%	6 month	6 month	696.13	696.13	Yes	Current	-	-
Odeum - purchase full season less 20%	Full season	Full season	655.18	655.18	Yes	Current	-	-
ODEUM - INSIDE BACK	1 month	1 month	921.48	921.48	Yes	Current	-	-
Odeum - purchase 3 months - less 10%	3 month	3 month	829.33	829.33	Yes	Current	-	-
Odeum - purchase 6 months less 15%	6 month	6 month	783.25	783.25	Yes	Current	-	-
Odeum - purchase full season less 20%	Full season	Full season	737.18	737.18	Yes	Current	-	-
ODEUM - INSIDE FRONT	1 month	1 month	1,023.98	1,023.98	Yes	Current	-	-
Odeum - purchase 3 months - less 10%	3 month	3 month	921.58	921.58	Yes	Current	-	-
Odeum - purchase 6 months less 15%	6 month	6 month	870.38	870.38	Yes	Current	-	-
Odeum - purchase full season less 20%	Full season	Full season	819.18	819.18	Yes	Current	-	-
ODEUM - BACK COVER	1 month	1 month	1,127.50	1,127.50	Yes	Current	-	-
Odeum - purchase 3 months - less 10%	3 month	3 month	1,014.75	1,014.75	Yes	Current	-	-
Odeum - purchase 6 months less 15%	6 month	6 month	958.38	958.38	Yes	Current	-	-
Odeum - purchase full season less 20%	Full season	Full season	902.00	902.00	Yes	Current	-	-
REVUE MAGAZINE- INSIDE COVER	1 issue	1 issue	NEW	1,250.00	Yes	1-Jan-17	1,250.00	-
purchase 3 months - less 10%	3 issues	3 issues	NEW	3,375.00	Yes	1-Jan-17	3,375.00	-
purchase full season (5 issues) less 20%	Full season	Full season	NEW	5,000.00	Yes	1-Jan-17	5,000.00	-
REVUE MAGAZINE- BACK COVER	1 issue	1 issue	NEW	1,425.00	Yes	1-Jan-17	1,425.00	-
purchase 3 months - less 10%	3 issues	3 issues	NEW	3,847.50	Yes	1-Jan-17	3,847.50	-
purchase full season (5 issues) less 20%	Full season	Full season	NEW	5,700.00	Yes	1-Jan-17	5,700.00	-
REVUE MAGAZINE- FULL PAGE	1 issue	1 issue	NEW	975.00	Yes	1-Jan-17	975.00	-
purchase 3 months - less 10%	3 issues	3 issues	NEW	2,632.50	Yes	1-Jan-17	2,632.50	-
purchase full season (5 issues) less 20%	Full season	Full season	NEW	3,900.00	Yes	1-Jan-17	3,900.00	-
REVUE MAGAZINE- HALF PAGE	1 issue	1 issue	NEW	650.00	Yes	1-Jan-17	650.00	-

SCHEDULE A - RECREATION and CULTURE - AC PRESENTATION FEES

Fee Description	Fee Unit	Period	2016 Fee (\$)	2017 Fee (\$)	HST (Yes/No)	Effective Date	Change (\$)	Change (%)
purchase 3 months - less 10%	3 issues	3 issues	NEW	1,755.00	Yes	1-Jan-17	1,755.00	-
purchase full season (5 issues) less 20%	Full season	Full season	NEW	2,600.00	Yes	1-Jan-17	2,600.00	-
REVUE MAGAZINE- QUARTER PAGE	1 issue	1 issue	NEW	450.00	Yes	1-Jan-17	450.00	-
purchase 3 months - less 10%	3 issues	3 issues	NEW	1,215.00	Yes	1-Jan-17	1,215.00	-
purchase full season (5 issues) less 20%	Full season	Full season	NEW	1,800.00	Yes	1-Jan-17	1,800.00	-
1 RACK SIGN	1 month	1 month	285.98	285.98	Yes	Current	-	-
purchase 3 months - less 10%	3 month	3 month	257.38	257.38	Yes	Current	-	-
purchase 6 months less 15%	6 month	6 month	243.08	243.08	Yes	Current	-	-
purchase full season less 20%	Full season	Full season	228.78	228.78	Yes	Current	-	-
2 RACK SIGNS	1 month	1 month	430.50	430.50	Yes	Current	-	-
purchase 3 months - less 10%	3 month	3 month	387.45	387.45	Yes	Current	-	-
purchase 6 months less 15%	6 month	6 month	365.93	365.93	Yes	Current	-	-
purchase full season less 20%	Full season	Full season	344.40	344.40	Yes	Current	-	-
1 INSIDE ELEVATOR SIGN	1 month	1 month	285.98	285.98	Yes	Current	-	-
purchase 3 months - less 10%	3 month	3 month	257.38	257.38	Yes	Current	-	-
purchase 6 months less 15%	6 month	6 month	243.08	243.08	Yes	Current	-	-
purchase full season less 20%	Full season	Full season	228.78	228.78	Yes	Current	-	-
3 INSIDE ELEVATOR SIGNS	1 month	1 month	738.00	738.00	Yes	Current	-	-
purchase 3 months - less 10%	3 month	3 month	664.20	664.20	Yes	Current	-	-
purchase 6 months less 15%	6 month	6 month	627.30	627.30	Yes	Current	-	-
purchase full season less 20%	Full season	Full season	590.40	590.40	Yes	Current	-	-
ELEVATOR WRAP P1	1 month	1 month	921.48	921.48	Yes	Current	-	-
purchase 3 months - less 10%	3 month	3 month	829.33	829.33	Yes	Current	-	-
purchase 6 months less 15%	6 month	6 month	783.25	783.25	Yes	Current	-	-
purchase full season less 20%	Full season	Full season	737.18	737.18	Yes	Current	-	-
ELEVATOR WRAP P2	1 month	1 month	716.48	716.48	Yes	Current	-	-
purchase 3 months - less 10%	3 month	3 month	644.83	644.83	Yes	Current	-	-
purchase 6 months less 15%	6 month	6 month	609.00	609.00	Yes	Current	-	-
purchase full season less 20%	Full season	Full season	573.18	573.18	Yes	Current	-	-
ELEVATOR WRAP P3	1 month	1 month	511.48	511.48	Yes	Current	-	-
purchase 3 months - less 10%	3 month	3 month	460.33	460.33	Yes	Current	-	-
purchase 6 months less 15%	6 month	6 month	434.75	434.75	Yes	Current	-	-
purchase full season less 20%	Full season	Full season	409.18	409.18	Yes	Current	-	-
Billboard	Flat	Full season	1,537.50	1,537.50	Yes	Current	-	-
E-Blast (Rose Newsletter)	Flat	Full season	102.50	102.50	Yes	Current	-	-
SENIOR GUIDE - QUARTER PAGE								
Non Profit	FLAT	Per Issue	125.00	125.00	Yes	Current	-	-
Commercial	FLAT	Per Issue	250.00	250.00	Yes	Current	-	-
SENIOR GUIDE - HALF PAGE								
Non Profit	FLAT	Per Issue	250.00	250.00	Yes	Current	-	-
Commercial	FLAT	Per Issue	500.00	500.00	Yes	Current	-	-
SENIOR GUIDE - FULL PAGE								
Non Profit	FLAT	Per Issue	500.00	500.00	Yes	Current	-	-
Commercial	FLAT	Per Issue	1,000.00	1,000.00	Yes	Current	-	-
SENIOR GUIDE - INSIDE BACK COVER								

SCHEDULE A - RECREATION and CULTURE - AC PRESENTATION FEES

Fee Description	Fee Unit	Period	2016 Fee (\$)	2017 Fee (\$)	HST (Yes/No)	Effective Date	Change (\$ %)	
Non Profit	FLAT	Per Issue	750.00	750.00	Yes	Current	-	-
Commercial	FLAT	Per Issue	1,500.00	1,500.00	Yes	Current	-	-
SENIOR GUIDE - OUTSIDE BACK COVER								
Non Profit	FLAT	Per Issue	875.00	875.00	Yes	Current	-	-
Commercial	FLAT	Per Issue	1,750.00	1,750.00	Yes	Current	-	-
SENIOR GUIDE - INSIDE FRONT COVER								
Non Profit	FLAT	Per Issue	1,000.00	1,000.00	Yes	Current	-	-
Commercial	FLAT	Per Issue	2,000.00	2,000.00	Yes	Current	-	-
SPONSORSHIP FEES								
Tree Dedication	Item	All	300.00	300.00	No	Current	-	-
RECREATION BROCHURE ADVERTISING								
1/2 Page Advertisement Placement	FLAT	Per Issue	761.90	761.90	Yes	Current	-	-
1/4 Page Advertisement Placement	FLAT	Per Issue	476.19	476.19	Yes	Current	-	-

SCHEDULE A - RECREATION and CULTURE - PARKS EXTRA RENTAL FEES

Fee Description	Fee Unit	Section	2016 Fee (\$)	2017 Fee (\$)	HST (Yes/No)	Effective Date	Change (\$)	(%)
Computerized Scoreboard - 9 HRS+	Booking	Sports	41.85	42.69	Yes	01-Jan-17	0.84	2%
Computerized Scoreboard 0-6 HRS	Booking	Sports	21.44	21.87	Yes	01-Jan-17	0.43	2%
Computerized Scoreboard 6-9 HRS	Booking	Sports	34.03	34.71	Yes	01-Jan-17	0.68	2%
Lights - Affiliated Youth	Booking	Sports	13.84	14.12	Yes	01-Jan-17	0.28	2%
Lights - Non Res/For Profit	Booking	Sports	34.03	34.71	Yes	01-Jan-17	0.68	2%
Lights - Res	Booking	Sports	22.60	23.05	Yes	01-Jan-17	0.45	2%
Lining - 10 Yard Affiliated Youth	Booking	Sports	93.48	95.35	Yes	01-Jan-17	1.87	2%
Lining - 10 Yard Full Service	Booking	Sports	129.97	132.57	Yes	01-Jan-17	2.60	2%
Lining - 10 Yard Non Res/For Profit	Booking	Sports	193.62	197.49	Yes	01-Jan-17	3.87	2%
Lining - 5 Yard	Booking	Sports	195.75	199.67	Yes	01-Jan-17	3.91	2%
Lining - 5 Yard Affiliated Youth	Booking	Sports	145.55	148.46	Yes	01-Jan-17	2.91	2%
Lining - 5 Yard Non Res/For Profit	Booking	Sports	293.49	299.36	Yes	01-Jan-17	5.87	2%
Lining - Affiliated Youth	Booking	Sports	8.03	8.19	Yes	01-Jan-17	0.16	2%
Lining - Non Res	Booking	Sports	18.76	19.14	Yes	01-Jan-17	0.38	2%
Lining - Res	Booking	Sports	12.45	12.70	Yes	01-Jan-17	0.25	2%
Shot Put/Discus Lining	Booking	Sports	9.53	9.72	Yes	01-Jan-17	0.19	2%
Sport Field - Dressing Rooms	Booking	Sports	7.25	7.40	Yes	01-Jan-17	0.15	2%
Accessible Portable Toilet	Booking	Event	130.22	132.82	Yes	01-Jan-17	2.60	2%
Bar Unit	Booking	Event	35.81	36.53	Yes	01-Jan-17	0.72	2%
BarBQ - Lg. Portable	Booking	Event	261.37	266.60	Yes	01-Jan-17	5.23	2%
Barricade Fencing per piece	Booking	Event	12.93	13.19	Yes	01-Jan-17	0.26	2%
Barricades (1) Wooden	Booking	Event	5.57	5.68	Yes	01-Jan-17	0.11	2%
Bleachers - Fold & Go	Booking	Event	1025	1045.50	Yes	01-Jan-17	20.50	2%
Bleachers (aluminum / Cap. 50)	Booking	Event	327.95	334.51	Yes	01-Jan-17	6.56	2%
Clean Up Fee	Booking	Event	221.09	225.51	Yes	01-Jan-17	4.42	2%
Conc. Multi Game/Event (+251)	Booking	Event	274.6	280.09	Yes	01-Jan-17	5.49	2%
Conc. Multi Game/Event (U250)	Booking	Event	109.83	112.03	Yes	01-Jan-17	2.20	2%
Conc. Single Game/Event (251+)	Booking	Event	109.83	112.03	Yes	01-Jan-17	2.20	2%
Conc. Single Game/Event (U250)	Booking	Event	27.46	28.01	Yes	01-Jan-17	0.55	2%
Delivery/Pick Up Equipment	Booking	Event	289.44	295.23	Yes	01-Jan-17	5.79	2%
Fire Extinguisher (10lb)	Booking	Event	15.68	15.99	Yes	01-Jan-17	0.31	2%
Fire Pits (delivery & pick-up) wood is extra	Booking	Event	31.35	31.98	Yes	01-Jan-17	0.63	2%
Folding Chairs(1)	Booking	Event	3.51	3.58	Yes	01-Jan-17	0.07	2%
Folding Tables(1)	Booking	Event	13.75	14.03	Yes	01-Jan-17	0.28	2%
Garbage Receptacles (1)	Booking	Event	8.59	8.76	Yes	01-Jan-17	0.17	2%
Generator - small 2000watt - internal use only	Booking	Event	52.27	53.32	Yes	01-Jan-17	1.05	2%
Generator - small 4000watt - internal use only	Booking	Event	78.41	79.98	Yes	01-Jan-17	1.57	2%
Modular Fencing per piece	Booking	Event	12.93	13.19	Yes	01-Jan-17	0.26	2%
Picnic Tables (1)	Booking	Event	22.81	23.27	Yes	01-Jan-17	0.46	2%
Plywood per 4X8 sheet	Booking	Event	5.21	5.31	Yes	01-Jan-17	0.10	2%
Portable Toilet	Booking	Event	109.11	111.29	Yes	01-Jan-17	2.18	2%
Portable Toilet Cleaning	Booking	Event	21.42	21.85	Yes	01-Jan-17	0.43	2%
Propane (20L)	Booking	Event	26.12	26.64	Yes	01-Jan-17	0.52	2%
Rubber Mats - per mat	Booking	Event	10.44	10.65	Yes	01-Jan-17	0.21	2%
Staging - Per Metal Piece 4 X 9	Booking	Event	35.84	36.56	Yes	01-Jan-17	0.72	2%
Stake Outs - Large Area	Booking	Event	888.67	906.44	Yes	01-Jan-17	17.77	2%
Stake Outs - Small Area	Booking	Event	470.46	479.87	Yes	01-Jan-17	9.41	2%
Tent 10 X 11	Booking	Event	78.42	79.99	Yes	01-Jan-17	1.57	2%
Tent 20 X 11	Booking	Event	88.85	90.63	Yes	01-Jan-17	1.78	2%
Tent 30 X 30 - for internal use only	Booking	Event	940.91	959.73	Yes	01-Jan-17	18.82	2%
Wash Station - portable	Booking	Event	130.62	133.23	Yes	01-Jan-17	2.61	2%
Gage Park Staff	Booking	Event	11.6	11.83	Yes	01-Jan-17	0.23	2%
Parks - Additional Staff/Students	Booking	Event	13.58	13.85	Yes	01-Jan-17	0.27	2%
Parks - Event Staff	Booking	Event	35.54	36.25	Yes	01-Jan-17	0.71	2%
Park - Event Staff (Weekends,	Booking	Event	53.32	54.39	Yes	01-Jan-17	1.07	2%

Appendix 2
Schedule F - By-law 380-2003

FIRE AND EMERGENCY SERVICES NOTES

General:

Fees may have rounding treatments.
HST may be added to the fees listed in this Schedule.

Abbreviation – Meaning

AGCO - Alcohol & Gaming Commission of Ontario
MVC - Motor Vehicle Collision
MVF - Motor Vehicle Fire
NFPA - National Fire Protection Association
RSMP - Risk and Safety Management Plan
USWG - US Water Gallons

Detailed descriptions for the Fire & Emergency Services user fees in Schedule F

Motor Vehicle Collision (MVC) - Non-Resident

- If Fire and Emergency Services attends at the scene of a motor vehicle collision or motor vehicle fire, on any property within the City of Brampton and provides firefighting or other emergency services, and if the owner of the motor vehicle is a non-resident, the Corporation shall charge the fee stipulated in this fee schedule to any one or more of the following: the non-resident driver, the owner and the insurance company, in order to recover full payment of the stipulated fee.
- In the case of a multiple vehicle collision, where those drivers involved consist of a Brampton resident and a non-resident, the fee billed to the non-resident shall be pro-rated.
- Example:(1)Two vehicle collision, one resident and one non-resident: billing shall be only 50% of the total cost recovery fees demanded of a non-resident; or,(2)Three vehicle collision, one resident and two non-residents: cost recovery fees shall be divided (as per this example) by three and one third shall be demanded of each of the two non-resident drivers.

Hazardous Materials Response

- If Fire and Emergency Services responds to an incident or emergency and a hazardous material response is provided, the Corporation shall charge the fee stipulated in the fee schedule to any one or more of the following: the property owner, the vehicle owner and the insurance company, in order to recover full payment of the stipulated fees.
- In the event an emergency involves hazardous materials and at the scene or property, damages or contaminations of equipment occurs, the expenses incurred by Fire and Emergency Services for cleaning and decontamination or replacement of equipment, as applicable, and shall be recovered as a fee as stipulated in this schedule.
- In the event an emergency involves hazardous materials and at the scene or property, the use of consumable materials, other than water and medical supplies, are used to suppress or extinguish a fire, preserve property, prevent a fire from spreading or otherwise control and eliminate an emergency, the expenses incurred by Fire and Emergency Services for using consumable materials shall be recovered as a fee as stipulated in this schedule.

Natural Gas Incident Response

- If Fire and Emergency Services attends at a property in response to a natural gas leak and upon conducting an investigation, fire personnel determine that the due diligence was not exercised (example: locates of utility lines not completed before digging commenced), the property owner shall be charged the fee as stipulated within this Schedule.

Non-Emergency Elevator Incident Response

- If Fire and Emergency Services attends to a property in response to a stalled elevator and determines that the confined individual(s) do not have urgent medical needs and is not in immediate danger as a result of the elevator being inoperative, the property owner shall be charged the fee stipulated with this Schedule.

Reports and Searches

- For all fire related file searches and fire report requests, the requester shall be charged the fee as stipulated in this schedule.

Permits, Applications and Reviews

- For all fire related permit requests, designated fire route applications and Propane Facility License application and reviews, the requestor shall be charged the fee as stipulated in this schedule.
- Consumer firework permits are issued at no cost to Brampton residents, provided the firework by-law requirements are met, and only on designated occasions. Refer to the Fireworks by-law 147-2006 for more information.

- For all other firework requests, including consumer, display or pyrotechnique special effects, a permit is required. Display and pyrotechnique special effects permits are required, any day of the year.

Fireworks Retailer Course

- Is a course provided by Fire and Emergency Services, which provides guidance regarding safe practices for fireworks retailers. The Fireworks Retailer Course is current to the year of issue.
- Contact Fire Prevention for course schedule and availability.

Fire Inspection - Group Homes

- For the provision of requested fire related inspection services, the requester shall be charged the fee as stipulated in this schedule.
- "Per Occupant" and "Over 10,000 square feet" fees are billed in addition to the base inspection fee, where applicable.

Rentals

- For the provision of requested rentals of the specified fire equipment or facilities, the requester shall be charged the fee as stipulated in this schedule.
- All rentals are subject to availability as well as pre-approval by Fire and Emergency Services. Usage restrictions and limitations apply. Liability waivers are required.
- For the rental of fire trucks: (1) One hour shall be added to all vehicle rentals, in addition to the duration requested, to allow for set-up and travel. All vehicle rentals require a minimum three hour rental.
- Burn Building (Live Fire) Rental: A mandatory requirement for the rental of this facility is to have a qualified NFPA 1403 instructor present for the full duration of the rental. One may be provided by the renter, subject to approval by Brampton Fire and Emergency Services.

Fire Apparatus Standby

- For the provision of a standby crew and fire apparatus, other than an emergency response, for a private company, community group, developer, industry or provincial government. Standby location must be within Brampton's jurisdiction.
- All fire apparatus standby requests are subject to availability as well as pre-approval by Fire and Emergency Services.
- (1) One hour shall be added to all standby requests, in addition to the duration requested, to allow for set-up and travel. All standbys require a minimum three hour charge.

Miscellaneous

- For the provision of other general services and products such as key boxes, smoke alarms, carbon monoxide detectors, printed copies of safety plans and/or other general items listed within this section, the requester shall be charged the fee as stipulated in this schedule.
- If Fire and Emergency Services responds to a fire or other emergency at a property and determines that it is necessary to rent special equipment or use consumable materials to board-up and barricade a property, the expenses incurred by Fire and Emergency Services shall be recovered as a fee under this By-law.

Addition to Tax Roll

- If a property owner who is charged a fee under this by-law fails to pay the fee within ninety (90) days of the invoice date, the Corporation may add the fee, including interest and administration fees to the tax roll for any real property in the City of Brampton, registered in the name of the owner and collect the fee, including interest, in like manner as municipal taxes.

Description	Fee Basis	Current Fee	New Fee	Effective Date	Change \$	Change %
Motor Vehicle Collision (MVC)- King's Highway and 407/ETR Highway						
Highway Service Fee	Per Truck Dispatched - 1st Hour	\$ 450.00	\$ 450.00	No change	\$ -	0.00%
Highway Service Fee	Per Truck Dispatched - for each additional one-half hour or part thereof	\$ 225.00	\$ 225.00	No change	\$ -	0.00%
Motor Vehicle Collision (MVC)- Non-Resident on Brampton City Streets						
Non-resident Motor Vehicle Collision (MVC)/Motor Vehicle Fire (MVF) Fee	Per Truck Dispatched - 1st Hour	\$ 450.00	\$ 450.00	No change	\$ -	0.00%
Non-resident Motor Vehicle Collision (MVC)/Motor Vehicle Fire (MVF) Fee	Per Truck Dispatched - for each additional one-half hour or part thereof	\$ 225.00	\$ 225.00	No change	\$ -	0.00%
Hazardous Material Response						
Hazardous Material Response	Per Truck Dispatched - 1st Hour	\$ 525.00	\$ 525.00	No change	\$ -	0.00%
Hazardous Material Response	Per Truck Dispatched - for each additional one-half hour or part thereof	\$ 316.00	\$ 316.00	No change	\$ -	0.00%
Hazardous Material Response - Consumables, Damages or Contamination to equipment	At Cost	To be billed at cost				
Natural Gas Incident Response						

Description	Fee Basis	Current Fee	New Fee	Effective Date	Change \$	Change %
Natural Gas Incident Response	Per Truck Dispatched - 1st Hour	\$ -	\$ 525.00	01-Jan-17	NEW	NEW
Natural Gas Incident Response	Per Truck Dispatched - for each additional one-half hour or part thereof	\$ -	\$ 316.00	01-Jan-17	NEW	NEW
Non-Emergency Elevator Rescue Response						
Non-Emergency Elevator Rescue Response	Per Truck Dispatched - 1st Hour	\$ -	\$ 525.00	01-Jan-17	NEW	NEW
Non-Emergency Elevator Rescue Response	Per Truck Dispatched - for each additional one-half hour or part thereof	\$ -	\$ 316.00	01-Jan-17	NEW	NEW
Reports and Searches						
Fire Report	Per Address, Per Report	\$ 96.00	\$ 100.00	01-Jan-17	\$ 4.00	4.17%
File Search	Per Address, Per Unit	\$ 96.00	\$ 100.00	01-Jan-17	\$ 4.00	4.17%
Permits						
Permit - Consumer Fireworks (For a non-designated occasion under Fireworks by-law 147-2006)	Per Permit	\$ 240.00	\$ 240.00	No change	\$ -	0.00%
Permit - Display Fireworks (including consumer fireworks being used in a display) or Pyrotechnique Special Effects Permit (applies any day)	Per Permit	\$ 240.00	\$ 240.00	No change	\$ -	0.00%

Description	Fee Basis	Current Fee	New Fee	Effective Date	Change \$	Change %
Permit - Open Air Burning - Single (1) Day Clearance	Per Address	\$ 26.50	\$ 27.00	01-Jan-17	\$ 0.50	1.89%
Permit - Open Air Burning - Seven (7) Day Clearance	Per Address	\$ 51.00	\$ 52.00	01-Jan-17	\$ 1.00	1.96%
Permit - Open Air Burning - Twenty-eight (28) Day Clearance	Per Address	\$ 104.00	\$ 105.00	01-Jan-17	\$ 1.00	0.96%
Applications and Reviews						
RSMP Reviews - 5000 USWG or less (Existing, where changes have occurred)	Per Address	\$ 300.00	\$ 300.00	No change	\$ -	0.00%
RSMP Reviews - 5000 USWG or less (New or change of ownership)	Per Address	\$ 600.00	\$ 600.00	No change	\$ -	0.00%
RSMP Reviews - Greater than 5000 USWG (Existing, where changes have occurred)	Per Address	\$ 1,500.00	\$ 1,500.00	No change	\$ -	0.00%
RSMP Reviews - Greater than 5000 USWG (New or change of Ownership)	Per Address	\$ 3,000.00	\$ 3,000.00	No change	\$ -	0.00%
RSMP Review - Alternative Solution Proposal Review	Per Address	\$ 320.00	\$ 320.00	No change	\$ -	0.00%
Fire Route Application	Per Application	\$ 240.00	\$ 240.00	No change	\$ -	0.00%
Fire Safety Plan Review (Where legislation does not require this)	Per Plan	\$ 115.00	\$ 115.00	No change	\$ -	0.00%

Description	Fee Basis	Current Fee	New Fee	Effective Date	Change \$	Change %
Fire Inspection - Group Homes						
Base Inspection	Per Inspection	\$ 210.00	\$ 210.00	No change	\$ -	0.00%
Per Occupant	Per Occupant	\$ 5.75	\$ 5.75	No change	\$ -	0.00%
Over 10,000 square feet	Per Inspection	\$ 32.00	\$ 32.00	No change	\$ -	0.00%
Fire Inspection - Industrial/Commercial/Office/Multi-occupancy Complex						
Base Inspection	Per Inspection	\$ 210.00	\$ 210.00	No change	\$ -	0.00%
Per Tenant or Occupant	Per Tenant or Occupant	\$ 105.00	\$ 105.00	No change	\$ -	0.00%
Over 10,000 square feet	Per Inspection	\$ 105.00	\$ 105.00	No change	\$ -	0.00%
Fire Inspection - Residential/Apartment/Condominium Building						
Base Inspection	Per Inspection	\$ 210.00	\$ 210.00	No change	\$ -	0.00%
Per Additional Floor	Per Additional Floor	\$ 54.00	\$ 54.00	No change	\$ -	0.00%
Fire Inspection - Two Unit Dwellings						
Base Inspection	Per Address	\$ 450.00	\$ 210.00	01-Jan-17	\$(240.00)	-53.33%
4th and Subsequent Inspections	Per Address	\$ 160.00	\$ 160.00	No change	\$ -	0.00%
Fire Inspection - Tents						
Tent/Marquee Inspection (Equal to or greater than 100 square feet)	Per Tent	\$ 210.00	\$ 210.00	No change	\$ -	0.00%
Additional Tents under 10,000 square feet	Per Tent	\$ 50.00	\$ 50.00	No change	\$ -	0.00%

Description	Fee Basis	Current Fee	New Fee	Effective Date	Change \$	Change %
Fire Inspection - General						
Residential Mortgage or Change of Ownership Inspection	Per Address	\$ 210.00	\$ 210.00	No change	\$ -	0.00%
Alcohol and Gaming Commission of Ontario (A.G.C.O) Inspection	Per Address	\$ 210.00	\$ 210.00	No change	\$ -	0.00%
Occupant Load Calculation	Per Address or Per Occupancy	\$ 538.00	\$ 538.00	No change	\$ -	0.00%
Fire Alarms						
False Alarms - 2nd or subsequent alarms within the same rolling 12 month period	Per Alarm/Occurrence	\$ 538.00	\$ 545.00	01-Jan-17	\$ (7.00)	1.30%
Rentals & Standby Requests						
Burn Building (Live Fire) Rental with Certified (NFPA 1403) Instructor supplied by Brampton Fire and Emergency Services	Full day (8 Hours)	\$ 1,600.00	\$ 1,600.00	No change	\$ -	0.00%
Burn Building (Live Fire) Rental without Certified (NFPA 1403) Instructor supplied by Brampton Fire and Emergency Services	Full Day (8 Hours)	\$ 1,000.00	\$ 1,000.00	No change	\$ -	0.00%
Burn Building (Live Fire) Rental with Certified (NFPA 1403) Instructor supplied by Brampton Fire and Emergency Services	One-Half day (4 Hours)	\$ 800.00	\$ 800.00	No change	\$ -	0.00%

Description	Fee Basis	Current Fee	New Fee	Effective Date	Change \$	Change %
Burn Building (Live Fire) Rental without Certified (NFPA 1403) Instructor supplied by Brampton Fire and Emergency Services	One-Half day (4 Hours)	\$ 500.00	\$ 500.00	No change	\$ -	0.00%
Fire Trucks - For use in film productions	Per Truck, Per Hour	\$ 450.00	\$ 450.00	No change	\$ -	0.00%
Small Vehicle/Van/Utility Vehicle -For use in film productions	Per Vehicle, Per Hour	\$ 225.00	\$ 225.00	No change	\$ -	0.00%
Fire Station - For use in film productions	Per Facility, Per Hour	\$ 500.00	\$ 500.00	No change	\$ -	0.00%
Fire Apparatus Standby Request	Per Truck, Per Hour	\$ -	\$ 450.00	01-Jan-17	NEW	NEW
Training						
Fireworks Retailer Course	Per Person, Per Session	\$ -	\$ 100.00	01-Jan-17	NEW	NEW
Fire Extinguisher Training	Per Session	\$ 525.00	\$ 525.00	No change	\$ -	0.00%
Miscellaneous						
Key Boxes	Per Key Box	\$ 125.00	\$ 125.00	No change	\$ -	0.00%
Printed Copies of Fire Safety Plans	Per Plan	\$ 15.00	\$ 15.00	No change	\$ -	0.00%
Smoke Alarm (with 10 year battery)	Per Unit	\$ 25.00	\$ 25.00	No change	\$ -	0.00%
Carbon Monoxide Alarm	Per Unit	\$ 25.00	\$ 25.00	No change	\$ -	0.00%
Boarding and Barricading - Labour	Per Hour	\$ 500.00	\$ 500.00	No change	\$ -	0.00%
Boarding and Barricading - Materials	Material Costs	To be billed at cost				

Appendix 3
 Schedule G – By-law 380-2003
Transit Division Fees & Charges
Effective March 6, 2017

ITEM	Fares	
	Effective March 28, 2016	Effective March 6, 2017
Person with Vision Loss (with CNIB Card)	Free	Free
Pre-Schooler (age 5 & under, with a fare paying passenger)	Free	Free
Support Person (with a fare paying passenger) As per Accessibility for Ontarians with Disabilities Act (AODA)	Free	Free
Cash Fare		
Universal	\$3.75	\$3.75
Senior (Brampton resident with photo ID card)	\$1.00	\$1.00
Adult		
Presto e-Purse (per ride)	\$2.90	\$2.95
Presto Weekly Pass	\$32.00	\$32.50
Presto Monthly Pass	\$120.00	\$122.00
Child (Ages 6-12) / Youth (Ages 13-19)		
Presto e-Purse (per ride)	\$2.50	\$2.50
Presto Weekly Pass	\$27.00	\$27.00
Presto Monthly Pass	\$105.00	\$105.00
Senior (65 years of age & over)		
Presto e-Purse (per ride)	\$1.60	\$1.60
Presto Weekly Pass	\$16.00	\$16.00
Presto Monthly Pass	\$52.00	\$52.00
Veteran Pass Program As per the program guidelines	Free	Free
GO Transit Fare Integration As per the program guidelines	\$.80	\$.80
GTA Weekly Pass Set by TTC and other participating transit partners	\$61.00	\$61.00
Dufferin-Peel Catholic District School Board and Peel District School Board Special Purpose Tickets for special education students as per the program guidelines Special Purpose Tickets (Strip of 10)	Free \$24.00	Free \$24.00
Registered Charities & Non-Profit Agencies Special Purpose Tickets (Strip of 10)	\$29.00	\$29.50
Smart Commute Discounted Transit Pass Program Monthly Adult Pass with 15% Discount As per the program guidelines	\$102.00	\$103.70
The City of Brampton Employee Transit Pass Program Monthly Adult Pass with 50% Discount As per the program guidelines	\$60.00	\$61.00
Charter Rate	\$175/hour plus HST	\$175/hour plus HST
PRESTO Card (New & Replacement)	\$6.00 Incl. HST	\$6.00 Incl. HST
PRESTO Card Protective Sleeve	\$2.00 Incl. HST	\$2.00 Incl. HST
Photo ID Card (Replacement Fee)	\$5.00 Incl. HST	\$5.00 Incl. HST

Appendix 4
Schedule N - By-law 380-2003
Facility Services Notes

General:

Fees may have rounding treatments.

HST may be added to the fees listed in this Schedule.

Abbreviation - Meaning

RES - Resident

NR - Non-Resident

Room Size (# of Guests Per Room)

A (1-40)

B (41-70)

C (71-99)

D (100-149)

Schedule A - By-law 380-2003

Recreation and Culture Fees/Charges

**(Amended by By-laws 51-2004, 346-2004, 361-2004, 399-2004, 381-2005, 341-2006, 2-2007,
401-2007, 365-2009, 66-2011, 373-2012, 366-2013, 84-2015, 319-2015, 290-2016)**

Schedule A Notes (applicable to schedules below)

Memberships and Admissions

Program Fees

Rental Fees

Services and Extra Fees

Advertising and Sponsorship Fees

Parks Extra Rental Fees

SCHEDULE N - FACILITY SERVICES FEES

Fee Description	Current Fee	New Fee	Taxable (Y or N)	Effective Date	Change (\$)	Change (%)
Corporate Facilities						
Alderlea Social Bookings Monday to Thursday - up to 4 hours (including set up/take down)	\$ 400.00	\$ 400.00	Y	Current	\$ -	0%
Alderlea Community Groups - Friday	\$ 300.00	\$ 350.00	Y	Jan 1/17	\$ 50.00	17%
Alderlea Community Groups - Mon-Thur	\$ 250.00	\$ 300.00	Y	Jan 1/17	\$ 50.00	20%
Alderlea Community Groups - Weekend	\$ 500.00	\$ 600.00	Y	Jan 1/17	\$ 100.00	20%
Alderlea Film Productions - Film Shoot days- per 12 hours from 7:30am to 7:30pm rate + expenses	\$ 4,000.00	\$ 4,000.00	Y	Current	\$ -	0%
Alderlea Film Productions Set up/dismantle plus additional expenses (ie janitorial, security) per 7 hrs day from 7:30am to 4pm	\$ 2,000.00	\$ 2,000.00	Y	Current	\$ -	0%
Alderlea Social Bookings - January - April Fridays	\$ 1,500.00	\$ 1,700.00	Y	Jan 1/17	\$ 200.00	13%
Alderlea Social Bookings - January - April Weekend	\$ 1,800.00	\$ 1,900.00	Y	Jan 1/17	\$ 100.00	6%
Alderlea Social Bookings - June - Sept Friday	\$ 1,500.00	\$ 1,800.00	Y	Jan 1/17	\$ 300.00	20%
Alderlea Social Bookings - June - Sept Weekend	\$ 2,500.00	\$ 2,700.00	Y	Jan 1/17	\$ 200.00	8%
Alderlea Social Bookings - May, Oct, Nov, Dec Friday	\$ 1,500.00	\$ 1,800.00	Y	Jan 1/17	\$ 300.00	20%
Alderlea Social Bookings - May, Oct, Nov, Dec Weekend	\$ 2,000.00	\$ 2,300.00	Y	Jan 1/17	\$ 300.00	15%
Alderlea Social Bookings - Weekday Conference	\$ 600.00	\$ 700.00	Y	Jan 1/17	\$ 100.00	17%
Alderlea Social Bookings - Weekend Conference	\$ 6,000.00	\$ 6,000.00	Y	Current	\$ -	0%
Alderlea Social Bookings Sunday - 1/2 day rental - up to 4 hours (including set up/take down)	\$ 600.00	\$ 600.00	Y	Current	\$ -	0%
Film Liaison (rate per hour)	\$ 50.00	\$ 50.00	Y	Current	\$ -	0%
City Hall - Atrium Affiliated Rate	\$ 62.14	\$ 63.38	Y	Jan 1/17	\$ 1.24	2%
City Hall - Atrium Commercial Rate	\$ 80.72	\$ 82.33	Y	Jan 1/17	\$ 1.61	2%
City Hall - Committee Room Affiliated Rate	\$ 37.24	\$ 37.98	Y	Jan 1/17	\$ 0.74	2%
City Hall - Committee Room Private Rate	\$ 47.21	\$ 48.15	Y	Jan 1/17	\$ 0.94	2%
City Hall - Council Chambers Affiliated Rate	\$ 80.72	\$ 82.33	Y	Jan 1/17	\$ 1.61	2%
City Hall - Council Chambers Private Rate	\$ 99.47	\$ 101.46	Y	Jan 1/17	\$ 1.99	2%
City Hall (Campus) Film Productions - Film Shoot days	\$ -	\$ 4,000.00	Y	Jan 1/17	\$4,000.00	New
City Hall (Campus) Film Productions Set up/dismantle plus additional expenses (eg. janitorial, security, etc)	\$ -	\$ 2,000.00	Y	Jan 1/17	\$2,000.00	New
City Hall - Ken Whillans Sq Event - RES	\$ 23.72	\$ 24.19	Y	Jan 1/17	\$ 0.47	2%
City Hall - Ken Whillans Sq Event - NR	\$ 29.84	\$ 30.44	Y	Jan 1/17	\$ 0.60	2%
City Hall - Ken Whillans Sq Photos (1/2HR) - RES	\$ 29.03	\$ 29.61	Y	Jan 1/17	\$ 0.58	2%
City Hall - Ken Whillans Sq Photos (1/2HR) - NR	\$ 36.31	\$ 37.04	Y	Jan 1/17	\$ 0.73	2%
City Hall - Ken Whillans Sq Photos (1HR) - RES	\$ 58.03	\$ 59.19	Y	Jan 1/17	\$ 1.16	2%
City Hall - Ken Whillans Sq Photos (1HR) - NR	\$ 72.49	\$ 73.94	Y	Jan 1/17	\$ 1.45	2%
Lease - Civic Centre Suite 102	\$ 217.27	\$ 221.62	Y	Jan 1/17	\$ 4.35	2%
Security - Tier One - Holiday Rate (Static Guard)	\$ 18.30	\$ 18.67	Y	Mar 1/17	\$ 0.37	2%
Security - Tier One - Holiday Rate (Static Guard holiday rate)	\$ 45.74	\$ 46.65	Y	Mar 1/17	\$ 0.91	2%
Security - Tier Three (Static Guard with Vehicle)	\$ 23.30	\$ 23.77	Y	Mar 1/17	\$ 0.47	2%
Security - Tier Three Holiday Rate (Static guard with vehicle holiday rate)	\$ 50.74	\$ 51.75	Y	Mar 1/17	\$ 1.01	2%
Security - Tier Two (shift lead)	\$ 23.92	\$ 24.40	Y	Mar 1/17	\$ 0.48	2%
Security - Tier Two - Holiday Rate (shift lead holiday rate)	\$ 59.82	\$ 61.02	Y	Mar 1/17	\$ 1.20	2%
Security Team Lead	\$ 30.29	\$ 30.90	Y	Mar 1/17	\$ 0.61	2%
West Tower - Room Size "A" 1 to 40 People - Affiliated Rate Meetings	\$ 5.06	\$ 5.16	Y	Jan 1/17	\$ 0.10	2%
West Tower - Room Size "A" 1 to 40 People - Profit Group/Non City Meeting	\$ 19.33	\$ 19.71	Y	Jan 1/17	\$ 0.38	2%
West Tower - Room Size "A" 1 to 40 People- Resident/Non-Profit Meeting	\$ 15.38	\$ 15.69	Y	Jan 1/17	\$ 0.32	2%
West Tower - Room Size "B" 41 to 70 People - Affiliated Rate Meetings	\$ 9.13	\$ 9.31	Y	Jan 1/17	\$ 0.18	2%
West Tower - Room Size "B" 41 to 70 People - Profit Group/Non City Meeting	\$ 35.48	\$ 36.19	Y	Jan 1/17	\$ 0.71	2%
West Tower - Room Size "B" 41 to 70 People - Resident/Non-Profit Meeting	\$ 28.56	\$ 29.13	Y	Jan 1/17	\$ 0.57	2%
West Tower - Room Size "C" 71 to 99 people - Affiliated Rate Meetings	\$ 12.28	\$ 12.53	Y	Jan 1/17	\$ 0.25	2%
West Tower - Room Size "C" 71 to 99 people - Profit Group/Non City Meeting	\$ 46.69	\$ 47.62	Y	Jan 1/17	\$ 0.93	2%

SCHEDULE N - FACILITY SERVICES FEES

Fee Description	Current Fee	New Fee	Taxable (Y or N)	Effective Date	Change (\$)	Change (%)
West Tower - Room Size "C" 71 to 99 people - Resident/Non-Profit Meeting	\$ 36.02	\$ 36.74	Y	Jan 1/17	\$ 0.72	2%
West Tower - Room Size "D" 100 to 149 people - Affiliated Rate Meetings Category 1	\$ 19.07	\$ 19.45	Y	Jan 1/17	\$ 0.38	2%
West Tower - Room Size "D" 100 to 149 people - Profit Group/Non City Meeting Category 1	\$ 36.55	\$ 37.28	Y	Jan 1/17	\$ 0.73	2%
West Tower - Room Size "D" 100 to 149 people - Resident/Non-Profit Meeting Category 1	\$ 29.58	\$ 30.17	Y	Jan 1/17	\$ 0.59	2%
West Tower - Room Size "D" 100 to 149 people - Affiliated Rate Meetings Category 2	\$ 36.55	\$ 37.28	Y	Jan 1/17	\$ 0.73	2%
West Tower - Room Size "D" 100 to 149 people - Profit Group/Non City Meeting Category 2	\$ 69.48	\$ 70.87	Y	Jan 1/17	\$ 1.39	2%
West Tower - Room Size "D" 100 to 149 people - Resident/Non-Profit Meeting Category 2	\$ 55.51	\$ 56.62	Y	Jan 1/17	\$ 1.11	2%
Williams Pkwy (Campus) Film Productions - Film Shoot days	\$ -	\$ 4,000.00	Y	Jan 1/17	\$4,000.00	New
Williams Pkwy (Campus) Film Productions Set up/dismantle plus additional expenses (eg. janitorial, security, etc)	\$ -	\$ 2,000.00	Y	Jan 1/17	\$2,000.00	New
FCCC 1&2 Film Productions - Film Shoot days	\$ -	\$ 4,000.00	Y	Jan 1/17	\$4,000.00	New
FCCC 1&2 Film Productions Set up/dismantle plus additional expenses (ie janitorial, security)	\$ -	\$ 2,000.00	Y	Jan 1/17	\$2,000.00	New
POA Courthouse Film Productions - Film Shoot days	\$ -	\$ 4,000.00	Y	Jan 1/17	\$4,000.00	New
POA Courthouse Film Productions Set up/dismantle plus additional expenses (eg. janitorial, security, etc)	\$ -	\$ 2,000.00	Y	Jan 1/17	\$2,000.00	New
West Tower Film Productions - Film Shoot days	\$ -	\$ 4,000.00	Y	Jan 1/17	\$4,000.00	New
West Tower Film Productions Set up/dismantle plus additional expenses (eg. janitorial, security, etc)	\$ -	\$ 2,000.00	Y	Jan 1/17	\$2,000.00	New
Corporate Facilities - Extra fees						
Alderlea - A/V Rentals	\$ 25.00	\$ 25.00	Y	Current	\$ -	0%
Alderlea - Wedding Photo's Inside	\$ 150.00	\$ 150.00	Y	Current	\$ -	0%
Alderlea - Wedding Photo's on Grounds	\$ 75.00	\$ 75.00	Y	Current	\$ -	0%
City Hall Caretaker - Holiday Rate	\$ 49.80	\$ 50.80	N	April 1/17	\$ 1.00	2%
City Hall Operator - Holiday Rate	\$ 57.08	\$ 58.22	N	April 1/17	\$ 1.14	2%
City Hall Attendant - Holiday Rate	\$ 52.24	\$ 53.28	N	April 1/17	\$ 1.04	2%
City Hall Staff - Attendant	\$ 26.12	\$ 26.64	N	April 1/17	\$ 0.52	2%
City Hall Staff - Caretaker	\$ 24.09	\$ 24.57	N	April 1/17	\$ 0.48	2%
City Hall Staff - Operator	\$ 28.54	\$ 29.11	N	April 1/17	\$ 0.57	2%
City Hall Staff - Wknd Attendant	\$ 39.18	\$ 39.96	N	April 1/17	\$ 0.78	2%
City Hall Staff - Wknd Caretaker	\$ 36.15	\$ 36.87	N	April 1/17	\$ 0.72	2%
City Hall Staff - Wknd Operator	\$ 42.81	\$ 43.67	N	April 1/17	\$ 0.86	2%
City Hall Tablecloths	\$ 8.62	\$ 8.79	Y	Jan 1/17	\$ 0.17	2%
City Hall Tech Staff - Chambers	\$ 32.15	\$ 45.00	N	Jan 1/17	\$ 12.85	40%
Civic - Storage 10 Cabinet	\$ 12.08	\$ 12.32	Y	Jan 1/17	\$ 0.24	2%
Civic - Storage 11 Cabinet	\$ 12.08	\$ 12.32	Y	Jan 1/17	\$ 0.24	2%
Civic - Storage 12 Cabinet	\$ 12.08	\$ 12.32	Y	Jan 1/17	\$ 0.24	2%
Civic - Storage 7 Cabinet	\$ 12.08	\$ 12.32	Y	Jan 1/17	\$ 0.24	2%
Civic - Storage 8 Cabinet	\$ 12.08	\$ 12.32	Y	Jan 1/17	\$ 0.24	2%
Civic - Storage 9 Cabinet	\$ 12.08	\$ 12.32	Y	Jan 1/17	\$ 0.24	2%
For all room sizes A, B, C and D at West Tower						
West Tower - Coffee: 30 cups with coffee	\$ 27.47	\$ 28.02	Y	Jan 1/17	\$ 0.55	2%
West Tower - Screen/Whiteboard (formerly Flip Chart)	\$ 6.30	\$ 6.43	Y	Jan 1/17	\$ 0.13	2%
West Tower - Podium	\$ 35.15	\$ 35.85	Y	Jan 1/17	\$ 0.70	2%
West Tower - Projector	\$ 21.10	\$ 21.52	Y	Jan 1/17	\$ 0.42	2%
West Tower - TV.	\$ 20.06	\$ 20.46	Y	Jan 1/17	\$ 0.40	2%
West Tower - P.A. System	\$ 37.38	\$ 38.13	Y	Jan 1/17	\$ 0.75	2%
West Tower - Socan Fees	\$ 41.95	\$ 42.79	Y	Jan 1/17	\$ 0.84	2%
West Tower - Stage	\$ 35.15	\$ 35.85	Y	Jan 1/18	\$ 0.70	2%

Appendix 5
Schedule O – By-law 380-2003
Cemetery Fees

Cemetery Fees Description	2016 Rates and Fees	New Fee (\$) 2.5 % Increase	Effective Date	HST	HST Inclusive
<i>Opening and Closing Grave - Standard Depth</i>					
Adult	858.95	880.42	01-Jan-17	Yes	No
Child (Container over 40" but under 60")	405.90	416.05	01-Jan-17	Yes	No
Infant (Container not exceeding 40")	183.48	188.07	01-Jan-17	Yes	No
Cremated Remains	313.65	321.49	01-Jan-17	Yes	No
Entombment of Cremated Remains	261.38	267.91	01-Jan-17	Yes	No
Scattering of Cremated Remains	248.05	254.25	01-Jan-17	Yes	No
<i>Opening and Closing of Grave - Double Depth</i>					
Adult	1,034.23	1,060.09	01-Jan-17	Yes	No
Child (Container over 40" but under 60")	453.05	464.38	01-Jan-17	Yes	No
Infant (Container not exceeding 40")	205.00	210.13	01-Jan-17	Yes	No
<i>Extra Charges for work performed at certain times</i>					
<i>On Saturdays - 7:30 am to 12:00 pm and weekdays after 4:00 pm</i>					
Minimum charge (for 3 hours)	401.80	411.85	01-Jan-17	Yes	No
Additional Hours	135.30	138.68	01-Jan-17	Yes	No
Cremated Remains/Infant Minimum Charge (for 3 hours)	317.75	325.69	01-Jan-17	Yes	No
Additional Hours	107.63	110.32	01-Jan-17	Yes	No
<i>On Sundays, City Holidays and Saturday after 12:00 pm</i>					
Minimum charge (for 3 hours)	545.30	558.93	01-Jan-17	Yes	No
Additional Hours	183.48	188.07	01-Jan-17	Yes	No
Cremated Remains/Infant Minimum Charge (for 3 hours)	418.20	428.66	01-Jan-17	Yes	No
Additional Hours	140.43	143.94	01-Jan-17	Yes	No
<i>Extra Charges</i>					
<i>Service charge for outer container more than 34" wide, or more than 28" deep (to be allocated to the Care and Maintenance Fund)</i>					
Extra Charge for Vault	77.90	79.85	01-Jan-17	Yes	No
Plastic or Concrete Cremation Vault	20.50	21.01	01-Jan-17	Yes	No
Additional Interment in Existing Cremation Vault	34.85	35.72	01-Jan-17	Yes	No
Lowering Device	154.78	158.65	01-Jan-17	Yes	No
Set up Light Weight Burial Vault	182.45	187.01	01-Jan-17	Yes	No
<i>Charges for travel time for interments and follow-up maintenance outside of Brampton Cemetery</i>					
Adult and Child Grave	372.08	381.38	01-Jan-17	Yes	No
Infant and Cremated Remains	121.98	125.03	01-Jan-17	Yes	No
<i>Administration Fee</i>			01-Jan-17	Yes	No
<i>Charge for second interment in the same grave at the same time</i>			01-Jan-17	Yes	No

Cemetery Fees Description	2016 Rates and Fees	New Fee (\$) 2.5 % Increase	Effective Date	HST	HST Inclusive
Second Traditional Burial	47.15	48.33	01-Jan-17	Yes	No
Second Cremation or Entombment	35.88	36.78	01-Jan-17	Yes	No
Disinterment Charges					
Lowering remains to extra deep to place second body on top					
Adult	2,661.93	2,728.48	01-Jan-17	Yes	No
Child	1,615.40	1,655.79	01-Jan-17	Yes	No
Infant	976.83	1,001.25	01-Jan-17	Yes	No
Removal of remains and re-burials in another location in the same cemetery - (from Standard grave to standard depth grave)					
Adult	3,158.03	3,236.98	01-Jan-17	Yes	No
Child	1,900.35	1,947.86	01-Jan-17	Yes	No
Infant	849.73	870.97	01-Jan-17	Yes	No
Cremated Remains	441.78	452.82	01-Jan-17	Yes	No
Disentombment of Cremated Remains	218.33	223.79	01-Jan-17	Yes	No
Removal of remains only, for re-burial in another cemetery					
Adult	2,464.10	2,525.70	01-Jan-17	Yes	No
Child	1,486.25	1,523.41	01-Jan-17	Yes	No
Infant	663.18	679.76	01-Jan-17	Yes	No
Cremated Remains	334.15	342.50	01-Jan-17	Yes	No
Disentombment of Cremated Remains	238.83	244.80	01-Jan-17	Yes	No
Extra Charges					
Disinterment of Extra Deep Interment	283.93	291.03	01-Jan-17	Yes	No
Disinterment with wooden outer container or Disinterment of wooden casket without container					
Extra Charge	585.28	599.91	01-Jan-17	Yes	No
Disinterment of a Cremation Vault	53.30	54.63	01-Jan-17	Yes	No
Monument Foundations: All foundations are 5 feet deep. Installation charges are based on the number of square feet or surface area of the foundation at ground level.					
Up to 10 sq. ft. surface--per sq. ft.	191.68	196.47	01-Jan-17	Yes	No
Minimum Charge	488.93	501.15	01-Jan-17	Yes	No
Over 10 sq. ft. surface--per sq. ft.	161.95	166.00	01-Jan-17	Yes	No
Removal of old foundation	292.13	299.43	01-Jan-17	Yes	No
Extra charge for installation of foundation outside of Brampton Cemetery	258.30	264.76	01-Jan-17	Yes	No
Flat Markers and Corner Posts					
Flat markers-Installation included:					
Laurentian pink granite--20" x 12" x 4"	429.48	440.22	01-Jan-17	Yes	No
Barre grey granite--20" x 12" x 4"	429.48	440.22	01-Jan-17	Yes	No
Lettering on Markers - Sand Sunk ONLY					
Less than 2: letters Minimum Charge--up to 29 letters	209.10	214.33	01-Jan-17	Yes	No
Each additional letter	7.18	7.36	01-Jan-17	Yes	No

Cemetery Fees Description	2016 Rates and Fees	New Fee (\$) 2.5 % Increase	Effective Date	HST	HST Inclusive
Family name 2" - 2.75" Letters	272.65	279.47	01-Jan-17	Yes	No
Lettering on Markers - Raised Lettering ONLY					
Less than 2: letters Minimum Charge--up to 29 letters	272.65	279.47	01-Jan-17	Yes	No
Each additional letter	9.23	9.46	01-Jan-17	Yes	No
Family name 2" - 2.75" Letters	354.65	363.52	01-Jan-17	Yes	No
Installation of Markers (not purchased at Brampton Cemetery)					
Size - that are at least 173 square inches	82.00	84.05	01-Jan-17	Yes	No
over 10" x 16" to 12" x 20"	150.68	154.45	01-Jan-17	Yes	No
over 12" x 20"	240.88	246.90	01-Jan-17	Yes	No
Installation of Bronze markers into a 4" concrete base	38.95	39.92	01-Jan-17	Yes	No
Installation of Corner Posts					
One corner post	31.78	32.57	01-Jan-17	Yes	No
Set of 4 corner posts	106.60	109.27	01-Jan-17	Yes	No
Installation of a vase unit	75.95	77.75	01-Jan-17	Yes	No
Inscription for Columbarium Lettering Sand Sunk ONLY					
Less than 2: letters Minimum Charge--up to 29 letters	209.10	214.33	01-Jan-17	Yes	No
Each additional letter	7.18	7.36	01-Jan-17	Yes	No
Extra Charges for installation of markers or corner posts outside of Brampton Cemetery	87.13	89.31	01-Jan-17	Yes	No
Inscription of Shared Monument - Sand Sunk ONLY					
Less than 2: letters Minimum Charge--up to 29 letters	209.10	214.33	01-Jan-17	Yes	No
Each additional letter	7.18	7.36	01-Jan-17	Yes	No
Family name 2" - 2.75" Letters	272.65	279.47	01-Jan-17	Yes	No
Family name 3" - 3.75" Letters	354.65	363.52	01-Jan-17	Yes	No
Family name 4" - 4.75" Letters	460.23	471.74	01-Jan-17	Yes	No
Lettering on Markers - Raised Lettering ONLY					
Less than 2: letters Minimum Charge--up to 29 letters	272.65	279.47	01-Jan-17	Yes	No
Each additional letter	9.23	9.46	01-Jan-17	Yes	No
Family name 2" - 2.75" Letters	354.65	363.52	01-Jan-17	Yes	No
Family name 3" - 3.75" Letters	462.28	473.84	01-Jan-17	Yes	No
Family name 4" - 4.75" Letters	598.60	613.57	01-Jan-17	Yes	No
Care and Maintenance Fund					
Extra charges at the time of installation to be deposited into the Care and Maintenance Fund as per section 38 (1) and 38 (3) of the Revised Cemeteries Act					
Upright Monuments					

Cemetery Fees Description	2016 Rates and Fees	New Fee (\$) 2.5 % Increase	Effective Date	HST	HST Inclusive
Size less the 4' in length and height including the base	100.00	100.00	01-Jan-17	Yes	No
More than 4' in either length or height	200.00	200.00	01-Jan-17	Yes	No
Flat Markers					
That are at least 173 sq. inches	50.00	50.00	01-Jan-17	Yes	No
Transfer of Interment Rights					
Charge for transfer or interment rights of lots (Rights Holder ONLY)	129.15	132.38	01-Jan-17	Yes	No
*Charge for Transfer of Interment Rights (*Non Interment Rights Holder)	193.73	198.57	01-Jan-17	Yes	No
Replacement Certificate	107.63	110.32	01-Jan-17	Yes	No
Extra Ground Maintenance on Request					
Planting 2 shrubs	59.45	60.94	01-Jan-17	Yes	No
Installation of flowerbed per sq. yd. or less	113.78	116.62	01-Jan-17	Yes	No
Planting of flowerbed	59.45	60.94	01-Jan-17	Yes	No
Flowerbed maintenance per sq. yd. or less / season	97.38	99.81	01-Jan-17	Yes	No
Cleaning of monument	150.68	154.45	01-Jan-17	Yes	No
Cleaning of flat marker	59.45	60.94	01-Jan-17	Yes	No
Removal of shrubs	68.68	70.40	01-Jan-17	Yes	No
Trimming of shrubs	29.73	30.47	01-Jan-17	Yes	No
Sodding of abandoned flowerbed	36.90	37.82	01-Jan-17	Yes	No
Plant material and planting of flowerbed					
Up to 30" L	90.20	92.46	01-Jan-17	Yes	No
over 30" to 48" L	107.63	110.32	01-Jan-17	Yes	No
over 48" in length	117.88	120.83	01-Jan-17	Yes	No
Memorial Benches					
The price for the bench includes cost of bench, 3" x 9" bronze plaque (max. 4 lines of inscription), installation of foundation and maintenance, (\$100.00 deposited into the Care and Maintenance fund). Customer may choose to dedicate an existing bench or arrange to have a new bench installed.	1,749.68	1,793.42	01-Jan-17	Yes	No
Memorial Trees					
The price for the tree includes cost of tree, 8" x 10" bronze plaque (max. 4 lines of inscription), mounted in a concrete base. Customers may choose to dedicate an existing tree or arrange to have a new tree planted.	1,026.03	1,051.68	01-Jan-17	Yes	No

Cemetery Fees Description	2016 Rates and Fees	New Fee (\$) 2.5 % Increase	Effective Date	HST	HST Inclusive
Special Plot Care					
The price (would be allocated to the Care & Maintenance fund) for the city to purchase plants and perform seasonal maintenance to the flowerbeds for interment rights holders. (The interest earned from this allocated money will be used to perform this special service.)	0 No Longer offering	0.00	01-Jan-17	Yes	No
Sale of Plots					
One (Single) Grave Adult Lot - 3'6" x 8'0" or 3'6" x 11'0"	1,655.38	1,696.76	01-Jan-17	Yes	No
Veteran's (Single) Grave 3'6" x 8'0"	1,655.38	1,696.76	01-Jan-17	Yes	No
Single Grave with Foundation 3'6" x 10'	2,297.03	2,354.46	01-Jan-17	Yes	No
Two Grave Adult Plot - 7' x 10' or 7' x 11'	3,311.78	3,394.57	01-Jan-17	Yes	No
Two Grave Shared Monument Plot 8' x 9'9"	7,224.20	7,404.81	01-Jan-17	Yes	No
Four Grave Adult Plot - 14'0" x 10'0" or 14'0" x 11'0"	6,622.53	6,788.09	01-Jan-17	Yes	No
One Infant Lot - 2' x 3'6"	219.35	224.83	01-Jan-17	Yes	No
4 - Grave Cremation Plot - 3'6" x 3'6"	1,204.38	1,234.49	01-Jan-17	Yes	No
2 Grave Cremation Plot 3'6" x 2' or 2' x 2'	768.75	787.97	01-Jan-17	Yes	No
2 - Space Cremation Niche - 13" L x 10" D x 8" H CO-1 Existing Columbarium	1,923.93	1,972.03	01-Jan-17	Yes	No
2 - Space Cremation Niche - 13" L x 10" D x 8" H CO-2 New Columbarium	2,344.18	2,402.78	01-Jan-17	Yes	No
One Cremation Grave 1'0" x 1'0"	377.20	386.63	01-Jan-17	Yes	No
4 Grave Cremation Plot with Foundation 2'6" x 3'9"	1,845.00	1,891.13	01-Jan-17	Yes	No
Care and Maintenance Fund					
<i>The above prices for lot include the cost of the Care and Maintenance Fund. The City will take the following allocation to the Care and Maintenance Fund for the initial sales:</i>					
One (Single) Grave Adult Lot - 3'6" x 8'0" or 3'6" x 11'0"	828.20	848.91	01-Jan-17	Yes	No
Veteran's (Single) Grave 3'6" x 8'0"	828.20	848.91	01-Jan-17	Yes	No
Single Grave with Foundation 3'6" x 10'	828.20	848.91	01-Jan-17	Yes	No
Two Grave Adult Plot - 7' x 10' or 7' x 11'	1,655.38	1,696.76	01-Jan-17	Yes	No
Two Grave Shared Monument Plot 8' x 9'9"	2,104.33	2,156.94	01-Jan-17	Yes	No
Four Grave Adult Plot - 14'0" x 10'0" or 14'0" x 11'0"	3,311.78	3,394.57	01-Jan-17	Yes	No
One Infant Lot - 2' x 3'6"	109.68	112.42	01-Jan-17	Yes	No
4 - Grave Cremation Plot - 3'6" x 3'6"	602.70	617.77	01-Jan-17	Yes	No
2 Grave Cremation Plot 3'6" x 2' or 2' x 2'	384.38	393.99	01-Jan-17	Yes	No

Cemetery Fees Description	2016 Rates and Fees	New Fee (\$) 2.5 % Increase	Effective Date	HST	HST Inclusive
2 - Space Cremation Niche - 13" L x 10" D x 8" H CO-1 Existing Columbarium	290.08	297.33	01-Jan-17	Yes	No
2 - Space Cremation Niche - 13" L x 10" D x 8" H CO-2 New Columbarium	351.58	360.37	01-Jan-17	Yes	No
One Cremation Grave 1'0" x 1'0"	188.60	193.32	01-Jan-17	Yes	No
4 Grave Cremation Plot with Foundation 2'6" x 3'9"	641.00	657.03	01-Jan-17	Yes	No
Care and Maintenance Fund					
Charges for the Care and Maintenance fund on Lots sold before 1955					
One (Single) Grave Adult Lot - 3'6" x 8'0" or 3'6" x 11'0"	662.15	678.70	01-Jan-17	Yes	No
One Infant Lot	88.15	90.35	01-Jan-17	Yes	No
Scattering Grounds					
Scattering Grounds (No Scattering Rights)	26.65	27.32	01-Jan-17	Yes	No