



# Ontario Pre-Budget Consultations 2022

Standing Committee on Finance and Economic  
Affairs - *Wednesday January 26, 2022*

# Brampton's Top Provincial Funding Priorities (Part 1)




## BUILDING ONTARIO:

### *Building Transit and Transportation*

- Fully funded Light Rail Transit from Main Street to Brampton GO (Provincial ask \$850M)
- Queen Street-Highway 7 Rapid Transit / Züm Express regional connections (Provincial ask \$250M)
- Electrify third transit facility for e-bus fleet (Provincial ask \$75M)

# Investing in the Future of Transit



## MAYOR BROWN GETS UNANIMOUS DECISION ON TRANSIT WITH TUNNEL OPTION

By Fazal Khan - December 7, 2018

### BRAMPTON'S ASKS PROVINCIAL FUNDING THAT BUILDS BRAMPTON

#### FULLY FUNDED LIGHT RAIL TRANSIT (LRT) FROM MAIN STREET TO BRAMPTON GO (\$850M)

- Council has agreed on a tunneled option to extend the LRT on Main St (north of Steeles Avenue) to downtown's GO station.
- In early 2021, the federal government announced a suite of public transit funding totalling \$14.9B over the next 8 years. Brampton's Hurontario/ Main Street Light Rail Transit (LRT) is a compelling candidate project for consideration.



# The case for funding LRT in Brampton



Highest growth  
**corridor**  
in Brampton



More than  
**21,000**  
transit customers per day



Nearly **50%**  
population growth anticipated  
over the next 25 years



**174%**  
ridership growth  
in the last 10 years



[brampton.ca/LRTEExtension](http://brampton.ca/LRTEExtension)

Illustration is Artist's concept. E.&O.E.



Brampton Transit is a well-run organization with a higher Revenue/Cost ratio compared to regional partners (+ 1% London, +3% Hamilton, +5% Mississauga, +9 York, +14% Durham)

# Building and Improving Transit Infrastructure



## BRAMPTON'S ASKS PROVINCIAL FUNDING THAT BUILDS BRAMPTON

### QUEEN STREET-HIGHWAY 7 RAPID TRANSIT / ZÜM EXPRESS REGIONAL CONNECTIONS (\$250M)

- Queen Street is the busiest transit corridor in Brampton, serving close to 30,000 transit customers per day (pre-COVID) on Züm and local routes.
- The Queen Street-Highway 7 BRT project will improve connections between the Downtown Brampton Urban Growth Centre, the Bramalea City Centre area, the Urban Growth Centre in Vaughan Metropolitan Centre, as well as the large concentrations of employment in East Brampton and Vaughan.



## BRAMPTON'S ASKS PROVINCIAL FUNDING THAT BUILDS BRAMPTON

### ELECTRIFY THIRD TRANSIT FACILITY FOR E-BUS FLEET (\$75M)

- The City of Brampton has completed the Environmental Assessment (EA) phase and the design work has now started. This new facility is targeted for construction in two phases starting in 2022, with Phase 1 completion estimated for late 2024.
- Phase 1 will provide space for 250 standard bus equivalents (SBE=40ft bus)
- Construction beginning in 2022 with an opening in late 2024. Electrification of this facility is estimated at \$150M.



### RIDERSHIP GROWTH

160% ↑ Overall Ridership  
2009-2019

38% ↑ Pre-COVID Ridership  
2016-2019

Each person in Brampton is taking twice as many rides each year compared to a decade ago. Brampton has seen the highest increase in ridership in the GTA over the last decade, however, remains significantly underfunded.

Brampton has not received its fair share of public transit funding from the provincial government.

| City                | Pop. (2016 Census) | Provincial LRT Funding       |
|---------------------|--------------------|------------------------------|
| *Hamilton, ON       | 536,917            | \$1.7B (announced 2021)      |
| <b>Brampton, ON</b> | <b>593,638</b>     | <b>\$850m provincial ask</b> |

### 2019 BRAMPTON TRANSIT

UP TO  
**47% ↑**

### RIDERSHIP

higher than YRT, London or Hamilton

**6% ↓**

### LESS FUNDING

through the PTS

**31.9M RIDERS**  
2019

**51% ↑** SINCE  
2015

Exhibit 2.1: Transit Ridership Growth in GTHA Municipalities, 2008 to 2018

| Municipality  | 2008 Ridership (millions) | 2018 Ridership (millions) | % Increase |
|---------------|---------------------------|---------------------------|------------|
| Brampton      | 12.3                      | 31.2                      | 153%       |
| Mississauga   | 31.4                      | 40.4                      | 29%        |
| Durham Region | 8.5                       | 10.7                      | 26%        |
| Oakville      | 2.5                       | 3.0                       | 22%        |
| York Region   | 18.8                      | 21.8                      | 16%        |
| Toronto       | 466.7                     | 521.4                     | 12%        |
| Burlington    | 1.9                       | 2.0                       | 7%         |
| Hamilton      | 21.0                      | 21.5                      | 3%         |

Source: Canadian Urban Transit Association Fact Books, 2008 and 2018

\*includes Stoney Creek, Dundas, Ancaster, Glanbrook, & Flamborough



# Brampton's Top Provincial Funding Priorities (Part 2)



## PROTECTING OUR PROGRESS:

### *Protecting People's Health / Building Hospital Infrastructure*

- Funding for a 3rd full-service hospital
- Speedy approvals for Peel Memorial Phase II expansion
- Approval of Osler's Stage 1 Proposal for a comprehensive Cancer Care Centre
- Establishing a Medical School

# A System in Crisis



## Growing Issues

The City has unique health and demographic challenges that threaten to exacerbate the situation if investments are not made soon.



From 2012 to 2017 there has been a **40% INCREASE** of seniors applying for home care in the Region



Brampton has the highest prevalence of diabetes in Ontario at **16%**



Mental health and substance abuse emergency department visits increased **73%** since 2011



The Opioid Crisis: from 2016 to 2018 in Peel  
**236** people died  
**366** people were hospitalized  
**1,295** visited emergency department



## The Funding Gap

Quality care is threatened by the funding gap our health care providers and facilities face compared to the volume of use, and compared to the rest of Ontario.

Peel Memorial is funded for **10,000** visits  
Actual visits (2018/19) - more than **75,000**





# Expanding Needed Care

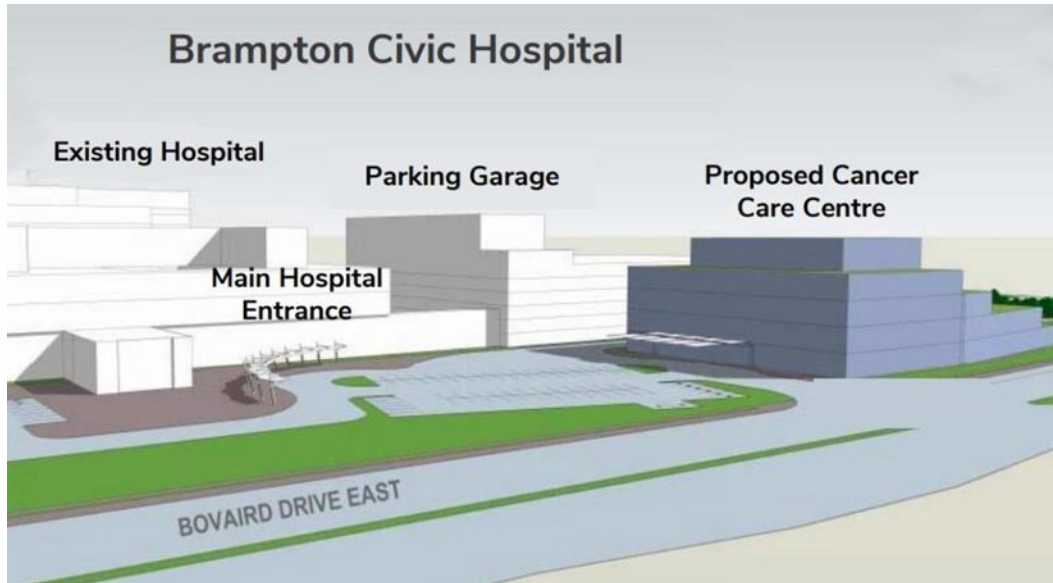


Speedy approvals for new Peel Memorial hospital



Funding for a 3rd full-service hospital

# Enhanced Care and Learning *Close to Home*



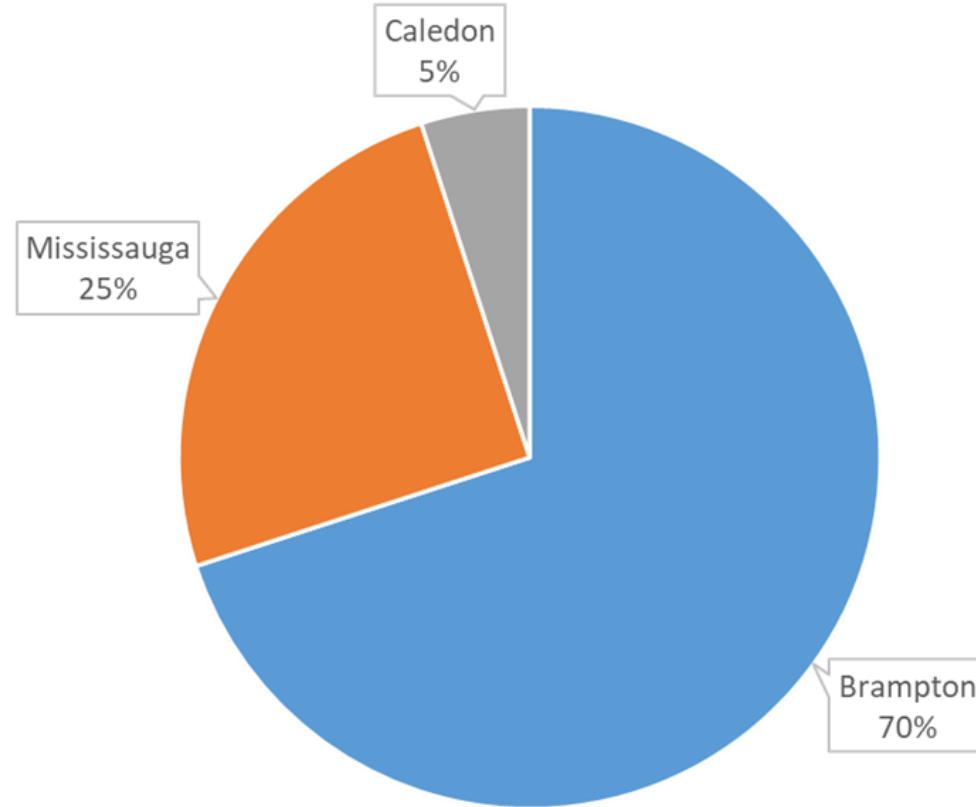
Approval of Osler's Stage 1 Proposal for a comprehensive Cancer Care Centre



Establishing a Brampton School of Medicine

# Regional Population Growth is in Brampton

Region of Peel: Share of Growth 2001-2019



THANK YOU