

NURTURING NEIGHBOURHOODS

2021 Community Heartbeat

TABLE OF CONTENTS

| | |
|---|-------|
| Acknowledgements from Mayor Brown, CAO, and Community Services Commissioner | 1 |
| Nurturing Neighbourhoods..... | 2 |
| Program Partners + Sponsors | 3 |
| Our Journey Together in 2021..... | 4-5 |
| 2021 Neighbourhoods Visited | 6-7 |
| City Wide Key Findings | 8-9 |
| Ward 1 Findings | 10-11 |
| Ward 5 Findings | 12-13 |
| Ward 2 Findings | 14-15 |
| Ward 6 Findings | 16-17 |
| Ward 3 Findings | 18-19 |
| Ward 4 Findings | 20-21 |
| Ward 7 Findings | 22-23 |
| Ward 8 Findings | 24-25 |
| Ward 9 Findings | 26-27 |
| Ward 10 Findings..... | 28-29 |
| How to Be a Good Neighbour..... | 30 |
| Neighbourhood Playbook..... | 31 |
| Summary and Program Highlights | 32 |

Brampton residents are the experts when it comes to the neighbourhoods that they call home, and their input around what they love about our city and what they want to see changed is invaluable. As a Healthy and Safe City, we want all Bramptonians to feel safe in their neighbourhoods, have a sense of belonging and an opportunity to actively participate in their community. Through the Nurturing Neighbourhoods Program, residents help shape our great city. Thank you to all who participated last year and the Nurturing Neighbourhoods Program sponsors. We look forward to continuing our work to make our neighbourhoods strong, resilient and safe for all.

Patrick Brown, Mayor

The Nurturing Neighbourhoods Program is an innovative way to engage Bramptonians and encourage civic community building. It provides residents with the opportunity to play an active role and take the lead in shaping the future of their neighbourhood, with support from the City of Brampton. In response to the COVID-19 pandemic, the City of Brampton and Nurturing Neighbourhoods Program shifted online and remained committed to engaging our community in a welcoming, safe and healthy manner while delivering on the commitments of the program. I commend our passionate community for getting involved by virtually touring local neighbourhoods and their hidden gems, and engaging in meaningful conversations online so that we could continue to build a city that reflects the ideas of everyone across Brampton. Together, we are building sustainable and complete communities for all. I look forward to continuing this work with our residents!

At the City of Brampton, we are committed to building a city that is safe, sustainable and successful and that all of our residents are proud to call home. Nurturing Neighbourhoods provides Bramptonians with the opportunity to share what they love about their community, learn about upcoming City projects and inspire change locally. We sincerely thank all who took part in 2021, and look forward to engaging with our residents again through this year's Nurturing Neighbourhoods Program.

**Paul Morrison,
Interim Chief Administrative Officer**

**Marlon Kallideen,
Commissioner, Community Services**



NURTURING NEIGHBOURHOODS

This year, the Nurturing Neighbourhoods Program continued its delivery virtually with some key adaptations such as increased partner participation in our walks and in-person attendance at local community events. During our walks, we highlighted hidden neighbourhood gems, engaged with community partners, and completed 15 neighbourhood audits.

In line with the Community Safety & Well-Being Office, the program this year shifted to incorporate three areas of focus: safety, awareness, and empowerment. Safety ensures that residents can seek support through the City to identify areas of improvement and action sustainable changes. Through the sharing of information and resources, we are continuing to strengthen resident awareness and capacity. These goals work collectively to empower community members to play an active role in shaping their future by taking part in the online survey and mapping tool. The culmination of these findings will influence future initiatives and engagement strategies within the office.

Through the pandemic, the City continued to engage with the community in a safe, welcoming and healthy atmosphere. By having meaningful conversations with our communities, we gained valuable feedback, nurturing an environment of collaboration and results in resident-driven neighbourhoods.



PROGRAM PARTNERS & SPONSORS

Community is at the heart of everything we do. Collaborating with our neighbourhoods and communities is the foundation of the program and the key to success.

Thanks Neighbours!

Whether it was hosting virtual community meetings, educating residents during the pandemic, or advancing and implementing projects, our partners were committed to enhancing the health and well-being of our residents.

Thanks Partners!

In unprecedented times, our community partners offered their continued support with one priority in mind – our residents. We are committed to building stronger connections with neighbours.

Thanks Community Partners!

As sponsors of the program, Alectra and Enbridge donated funds to support the ongoing growth of the program.

Thanks Sponsors!

“OUR RESIDENTS HAVE NOW LIVED THROUGH A GLOBAL PANDEMIC FOR OVER TWO YEARS, AND UNFORTUNATELY MANY RESIDENTS WILL EMERGE FROM THE PANDEMIC WITH DECREASED WELL-BEING. IT IS NOW MORE IMPORTANT THAN EVER THAT BRAMPTON IS A COMMUNITY THAT IS SAFE, INCLUSIVE AND CONNECTED. WE KNOW THAT WHERE WE LIVE IMPACTS OUR HEALTH, AND THE NURTURING NEIGHBOURHOODS PROGRAM, THROUGH THE CITY OF BRAMPTON AND ITS PARTNERS, IS WELL-POSITIONED TO HELP ENSURE THAT RESIDENTS CAN THRIVE IN THEIR COMMUNITIES POST-PANDEMIC. PEEL PUBLIC HEALTH LOOKS FORWARD TO CONTINUED PARTNERSHIP IN 2022 TO ADVANCE THIS IMPORTANT WORK”.

— Dr. Lawrence Loh, Medical Officer of Health, Region of Peel - Public Health

PARTNERS:



SPONSORS:



OUR JOURNEY TOGETHER IN 2021



OF RESIDENTS ENGAGED =
1.1 K+



OF COMPLETED SURVEYS =
900+



OF TOTAL VISITS TO WEBSITE =
3.6 K



OF VIEWS OF VIDEOS =
4,005+



SOCIAL MEDIA IMPRESSIONS
(INSTAGRAM AND TWITTER)
= 46,032 TOTAL REACH INSTAGRAM;
= 53,440 TOTAL REACH TWITTER
= 50,786 TOTAL IMPRESSIONS
FOR INSTAGRAM



OF NEIGHBOURHOODS VISITED IN 2021 =
15



OF UNIQUE PINNED COMMENTS = Over **450+**

150+

“I LOVE IT HERE!”

125+

“I WISH THIS WAS HERE!”

150+

“WE CAN DO BETTER HERE!”

Information gathered from June 2021 to January 2022.

BRAMALEA COMMUNITY NETWORK (BCN)

PEEL REGIONAL POLICE

**COMMUNITY PARTNERS
TRCA & ORGANIZATIONS**

SHERIDAN COLLEGE UNITED WAY

COUNTY COURT NEIGHBOURHOOD ASSOCIATION



REGION OF PEEL



TOTAL IMPRESSIONS REACH =
500,000



DISTANCE TRAVELLED IN 2021 =
85.37 KM
(5.69 KM AVERAGE PER NEIGHBOURHOOD)



STEPS WALKED IN 2021 =
106,214+
(7080.93 AVERAGE STEPS PER
NEIGHBOURHOOD)

(3-1-1)

#311 SERVICE REQUESTS/COMMENTS
39
ARE IN PROGRESS

SPONSORSHIP RECEIVED

alectra
Discover the possibilities

\$5,000

ENBRIDGE
Life Takes Energy®

\$5,000

Information gathered from August 2021 to January 2022.

PARKS MAINTENANCE & FORESTRY

COMMUNITY SAFETY AND WELL-BEING

FACILITY SERVICES

FIRE & EMERGENCY SERVICES
DEVELOPMENT SERVICES

POLICY

ACTIVE TRANSPORTATION URBAN DESIGN

EMERGENCY MEASURES

CITY TEAMS

TRAFFIC OPERATIONS & PARKING

ANIMAL SERVICES

ENVIRONMENTAL PLANNING

BUILDING, DESIGN & CONSTRUCTION

STRATEGIC COMMUNICATIONS

INFORMATION TECHNOLOGY

PERFORMING ARTS

RECREATION BY-LAW & ENFORCEMENT

GIS
SECURITY SERVICES

COMMUNITY SERVICES

BRAMPTON TRANSIT

OFFICE OF THE CAO

SERVICE BRAMPTON

2021 NEIGHBOURHOODS VISITED

- Through our survey and mapping tool, residents identified main areas of concern and areas of opportunity in their neighbourhood. Our neighbourhood map is informed by historic research, existing city resources, and most importantly, the knowledge and expertise of our residents. After all, the strongest neighbourhoods are made by the people that live there!



Royal Orchard



Heart Lake North



Norton Park



Bramalea N Section



Springdale



Downtown



Huttonville



Ridgehill

2021 NEIGHBOURHOODS VISITED



Bramalea H Section



Sandalwood East



Centre



New Springbrook



Fletchers West



River's Edge/ Castlemore Crossing



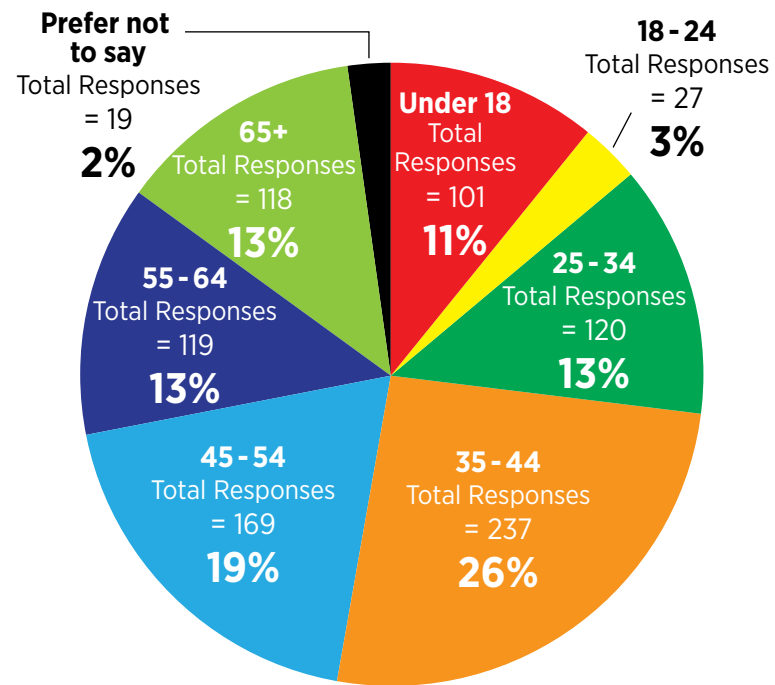
Vales of Castlemore

CITY-WIDE | KEY FINDINGS

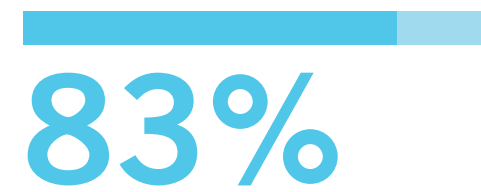
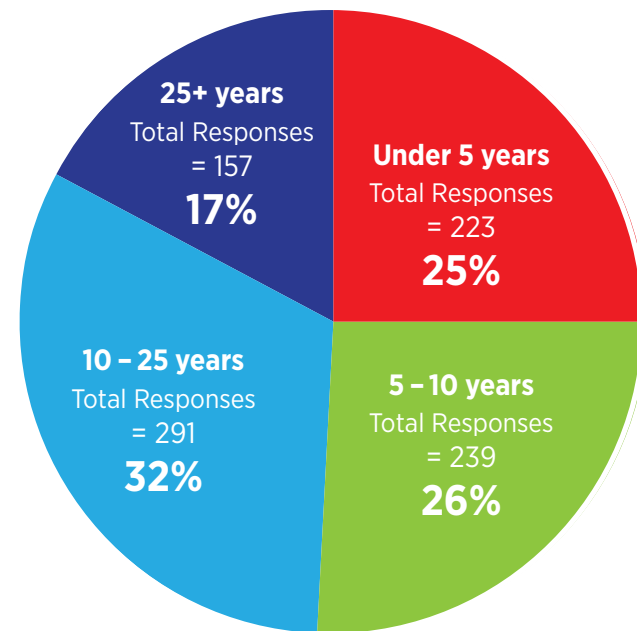
Our virtual engagement strategy for the 2021 Nurturing Neighbourhoods Program received over 900 residents participating in our Neighbourhood Survey and over 450 comments pinned to the Online Mapping Tool.

The following key findings were analyzed at a city level. Residents were asked 33 questions focusing on safety and well-being, accessibility, awareness, participation, public spaces, and the environment. As we approach the end of our Nurturing Neighbourhoods Program, we continuously learn more ways to collaborate with one another and increase civic action.

Q3. Age of participating respondents



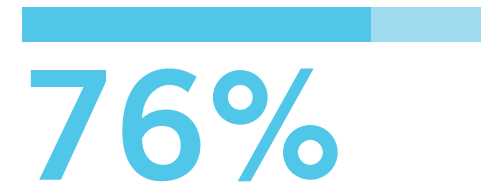
Q4. How long have you lived in this neighbourhood?



83% Love/like the place they live

83%

Q5. How do you feel about the neighbourhood you live in?



76% would recommend

76%

Q8. Would you recommend your neighbourhood as a place to live?

Having a sense of belonging or knowing many of your neighbours is especially important during a pandemic. Local support systems in your neighbourhood help create community connections and help residents feel safer in their neighbourhoods. 25% of survey participants responded as knowing most of their neighbours, which correlated with 55% of residents feeling that the sense of belonging in their neighbourhood is strong.

Q6. How would you respond to this statement: “there is a strong sense of belonging in my neighbourhood” ?

Q7. Which of the following most describes you: “I know all/most/some/a few/don’t know any of my neighbours”?

31% of survey participants expressed that while they may not be aware of any neighbourhood groups or organizations in their neighbourhood, they would be interested in joining one. Below is a list of submitted neighbourhood groups and organizations. Regardless of the area of interest, the connectivity between these groups helps shape our neighbourhoods and enhances a sense of community well-being.

Q30. Are you aware of or do you participate in any neighbourhood groups or organizations in your neighbourhood?

- Word cloud of resident groups provided from Q30

PEOPLE AGAINST LITTER

HEARTLAKE TURTLE TROOPERS

BRAMPTON ENVIRONMENTAL ADVISORY COMMITTEE

HEART LAKE HAPPENINGS

BRAMALEA SNAP

FLETCHERS CREEK SNAP

BIKE BRAMPTON

FRIENDS OF HISTORIC BOVAIRD HOUSE

COUNTY COURT NEIGHBOURHOOD ASSOCIATION



Regional Councillor
Rowena Santos



Regional Councillor
Paul Vicente

WARD 1 | KEY FINDINGS

Our data shows that when we know our neighbours, we feel safer in our neighbourhoods. Building connections with the people in our communities creates an overall sense of safety and well-being. This also contributes to a strong sense of pride in the places we live and inspires us to take civic action.

70% 70% of residents agree their neighbourhood is a safe place to live in with regards to community safety and well-being

Q16. With regards to community safety and well-being in your neighbourhood, do you agree with the following statements: *Overall, my neighbourhood is a safe place to live in.*

92% of residents know most or some of their neighbours. Over half of residents in Ward 1 would talk to their neighbours regarding safety concerns.

Q19. Who would you talk to when you have neighbourhood safety concerns?

34% 34% of residents have lived here for under 5 years

Q4. How long have you lived in this neighborhood?



Ward 1 had the most responses by residents aged between 35-44 in the City:

25% of total respondents in Ward 1 were between the ages of 35-44.



WARD 1 | KEY FINDINGS

I love it here!



“LOVE THE NEW BIKE LANES! USE THEM ALL THE TIME.” — Resident

Location: Centre Street North & Vodden Street East

Feeling positive about the public spaces around us helps us to get outside to take advantage of all the beauty in our communities! 70% of Ward participants agree that their neighbourhood has well-maintained parks and nature that are safe and pleasant to visit.

Q14. Thinking about the public spaces and the environment offered in your neighbourhood, do you agree with the following statements: *My neighbourhood has well-maintained parks and nature that are safe and pleasant to visit.*

Q23. Using the following list, select a theme and describe something that you wish was in your neighbourhood:
Safety: Pedestrian/Road

“I’D WANT TO IMPROVE PEDESTRIAN AND ROAD SAFETY IN MY NEIGHBOURHOOD BECAUSE I FEEL THAT IT CAN BE UNSAFE TO CROSS ROADS DUE TO LIMITED CROSSWALKS AND TRAFFIC.” — Resident





Regional Councillor
Rowena Santos



Regional Councillor
Paul Vicente

WARD 5 | KEY FINDINGS

The green spaces and beautification in our neighbourhoods help create a natural sense of well-being. It is important that the communities we live in are safe and that our neighbourhoods create ease in getting around daily. A majority of ward 5 participants believe that their neighbourhood is pleasant to get around.

83%

Nearly 83% of residents agree there are many trees along the streets and in parks

Q14. Thinking about the public spaces and the environment offered in your neighbourhood, do you agree with the following statement: There are many trees along the streets and in parks.

72%

72% of residents believe that loitering, violence, vandalism, or graffiti are not factors that hinder their ability to get around

Q13. When it comes to getting around your neighbourhood, do you agree with the following statements: Loitering, violence, vandalism, or graffiti do not hinder my ability to get around.



The most common go-to for neighbourhood safety concerns in Ward 5 is to contact the City of Brampton through 311.

67% of total respondents in Ward 5

57%

57% of Ward participants identified walking as a frequent use of travel

Q9. How frequently do you use the following modes of transportation?



WARD 5 | KEY FINDINGS



“FOODIES DELIGHT. THERE ARE SO MANY HIDDEN GEM RESTAURANTS IN THIS PLAZA AND ARE WORTH PROMOTING!”

— Resident

Location: 10 Gillingham Drive

Neighbourhood connections are enhanced by the participation and support of its residents. There are many residents who wish to participate more but do not know how to start.

15%

15% of all residents from Ward 5 are part of a neighbourhood group or organization and 34% would be interested in joining one

Q30. Are you aware of any neighbourhood groups or organizations in your neighbourhoods?

“IT WOULD BE GOOD TO HAVE A NEIGHBORHOOD ASSOCIATION SO THE SUBDIVISION CAN BE WELL MAINTAINED.”

— Resident

Q23. Select a theme and describe something that you wish was in your neighbourhood:

Community Building/Connectedness



Regional Councillor
Michael Palleschi

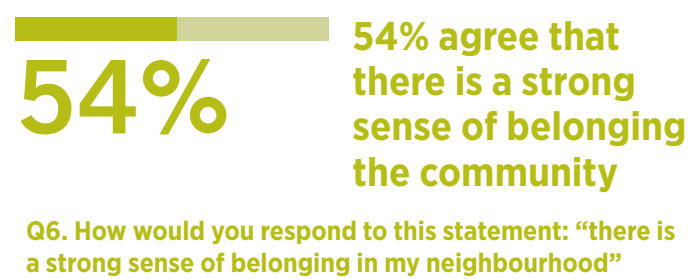
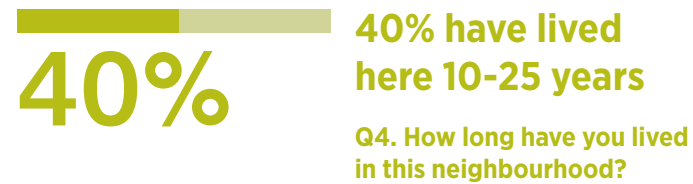


City Councillor
Doug Whillans

WARD 2 | KEY FINDINGS

The longer our roots are planted in our community, the stronger connections we make to our communities. Participants in Ward 2 like their neighbourhoods and the majority of participants have lived here for 10 years or more and feel a strong sense of belonging.

Q5. How do you feel about the neighbourhood you live in?



94% of total survey participants in Ward 2 know either most or some of their neighbours.

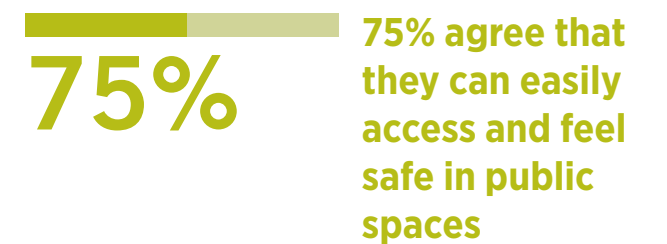
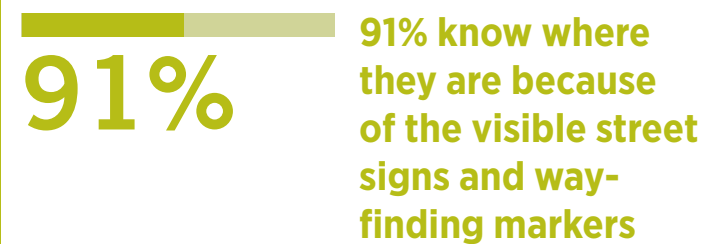


WARD 2 | KEY FINDINGS



"THE STREETS ARE PAVED VERY NICELY AND THERE AREN'T ANY MAJOR CRACKS OR BUMPS WHICH IS CRITICAL FOR A COMPLETE COMMUNITY." — Resident

Location: Conestoga Drive & Wexford Road



Brampton has many parks and open spaces to enjoy. Survey participants in Ward 2 responded that their neighbourhood has well-maintained parks and nature that are safe and pleasant to visit. These include Conservation Drive Park, Loafer's Lake Park, and Heart Lake Conservation Area. To help ease stress and improve our health and well-being, it is important to enjoy public spaces and natural environment located throughout our neighbourhoods.

Q14. Thinking about the public spaces and the environment offered in your neighbourhood, do you agree with the following statements: *My neighbourhood has well maintained parks and nature that are safe and pleasant to visit.*

"MORE CULTURAL FESTIVALS AND EVENTS TO EDUCATE THE COMMUNITY IN DIFFERENT CULTURES." — Resident

Q23. Using the following list, select a theme and describe something that you wish was in your neighbourhood:

Festivals & Events



Regional Councillor
Michael Palleschi

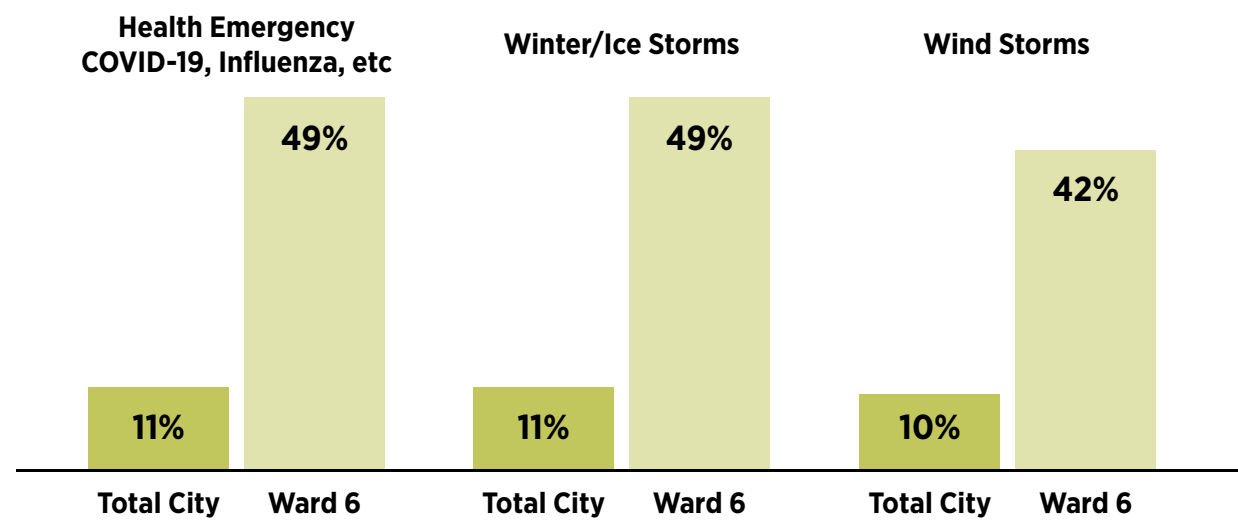


City Councillor
Doug Whillans

WARD 6 | KEY FINDINGS

Environmental factors and challenges during the COVID-19 pandemic were amongst the highest concerns for Ward 6 survey participants. While residents expressed their concerns, over 75% still felt that their neighbourhood is a safe place to live.

Top 3 safety concerns from Ward 6 residents:



Q15. In general, how concerned are you about the risk of the following?

Q16. With regards to community safety and well-being in your neighbourhood, do you agree with the following statement: overall, my neighbourhood is a safe place to live in.

Aside from feeling their neighbourhood is safe, 76% of Ward 6 participants also feel that their neighbourhood has well maintained parks and nature that are safe and pleasant to visit.

Q14. Thinking about the public spaces and the environment offered in your neighbourhood, do you agree with the following statements: “My neighbourhood has well maintained parks and nature that are safe and pleasant to visit.”

Neighbourhood safety is an important factor in recommending your neighbourhood to others. 75% of Ward 6 participants would recommend their neighbourhood as a place to live!

Q8. Would you recommend your neighbourhood as a place to live?

WARD 6 | KEY FINDINGS

We can do better here!

“WE NEED MORE SNOW REMOVAL TRUCKS IN OUR NEIGHBOURHOOD” — Resident

Location: Wanless Drive



“I LOVE HOW THE PUBLIC ART AND LIBRARY DID A WALK THROUGH DURING THE SUMMER AT CASSIE CAMPBELL. THEY PRINTED BOOKS ONTO A BIG SIGN, AND WE COULD WALK AROUND AND READ IT.” — Resident

Q21. Using the following list, select a theme and describe something that you absolutely love about your neighbourhood:

Public Art



Survey participants in Ward 6 responded that daytime is the safest time for them to walk in their neighbourhood.





Regional Councillor
Martin Medeiros



City Councillor
Jeff Bowman

WARD 3 | KEY FINDINGS

Almost **85%** of Ward participants would recommend their neighbourhood as a place to live! Ward 3 residents also had the highest percentage, city-wide, that are part of a neighbourhood group or organization.

Q30. Are you aware of any neighbourhood groups or organizations in your neighbourhood?

65% Nearly 65% agree there is a strong sense of belonging in their neighbourhoods

Q6. How would you respond to this statement: "There is a strong sense of belonging in my neighbourhood?"



Ward 3 had the highest percentage of participants that love the traffic calming strategies in their neighbourhood.

Q21. select a theme and describe something you love about your neighbourhood



WARD 3 | KEY FINDINGS

I love it here!

"I LOVE THE FOUR CORNERS LIBRARY. PEACEFUL WITH A VARIETY OF BOOKS."

— Resident

Location: Four Corners Library



Keeping our communities aware of city-led events is an important part of a creating well-informed neighbourhoods. Ward 3 participants have identified social media as their go-to when it comes to finding out about city-led events.

Q32. How do you find out about city-led events?

Q23. Using the following list, select a theme and describe something that you wish was in your neighbourhood:

Active Transportation

"WE NEED ACTUAL BIKE LANES AND TRAFFIC LIGHTS THAT WORK FOR PEDESTRIANS, ALSO CURB CUTS TO INCREASE ACCESSIBILITY FOR EVERYONE" — Resident





Regional Councillor
Martin Medeiros



City Councillor
Jeff Bowman

WARD 4 | KEY FINDINGS

A majority of participants in Ward 4 have lived in their neighbourhood between 5-10 years. Over half of these participants responded they know some of their neighbours, and feel there is a strong sense of belonging.

Q6. How would you respond to this statement: “there is a strong sense of belonging in my neighbourhood”

Q7. Which of the following most describes you:

“I know most of my neighbours” / “I know some of my neighbours” / “I don’t know any of my neighbours”



The second most frequent method of transportation, besides driving, is walking!

Q9. How frequently do you use the following modes of transportation?

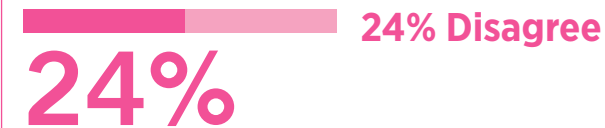


WARD 4 | KEY FINDINGS

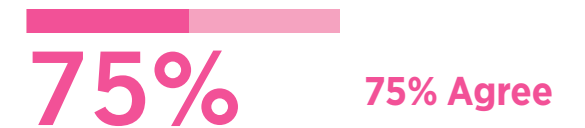
I wish this was here!

“CONNECTING PATH THROUGH TO ELDORADO PARK.” — Resident

Location: Eldorado Park



Q13. When it comes to getting around your neighbourhood, do you agree with the following statements: Intersections allow pedestrians to cross safely (i.e. with crosswalks or lights).



Q14. Thinking about your neighbourhood and public features offered, how much do you agree with the following statements: My neighbourhood has well maintained parks and nature that are safe and pleasant to visit.

Well maintained parks and nature are valued resources for residents in the community, especially those with pets. 22% of Ward 4 participants responded to having pets with them when walking around in their neighbourhood.

Q10. When you are walking around your neighbourhood, do you (or someone you are with) ever have the following with you:

PETS

“I LOVE THE AMOUNT OF OUTDOOR SPACE BECAUSE I ENJOY BEING OUTSIDE TO GET FRESH AIR.” — Resident

Q21. Using the following list, select a theme and describe something that you absolutely love about your neighbourhood:

Public Spaces & Community Hubs



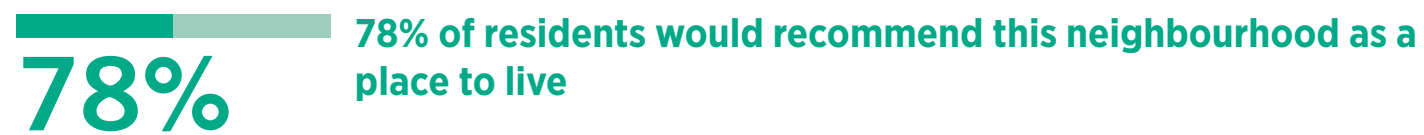
Regional Councillor
Pat Fortini



City Councillor
Charmaine Williams

WARD 7 | KEY FINDINGS

Bramalea is one of the oldest communities in the city. The small network of neighbourhoods makes it interesting and fun to explore different letter sections throughout Ward 7. This has allowed for more than half of Ward 7 participants to feel there is a strong sense of belonging in their neighbourhood, with **72%** knowing who their neighbours are.



Q7. Which of the following describes you? I know some of my neighbours

Q8. Would you recommend your neighbourhood as a place to live?



Did you know most participants in this Ward responded as living in this area over 25+ years, the longest compared to other survey participants!

Q4. How long have you lived in this neighbourhood?



WARD 7 | KEY FINDINGS

“COMMUNITY ARTS, SPACE FOR LOCAL CREATIVES.” — Resident

Location: Dixie/Queen

I wish this was here!



Q13. When it comes to getting around your neighbourhood, do you agree with the following statements: Overall, my neighbourhood is pleasant to get around.



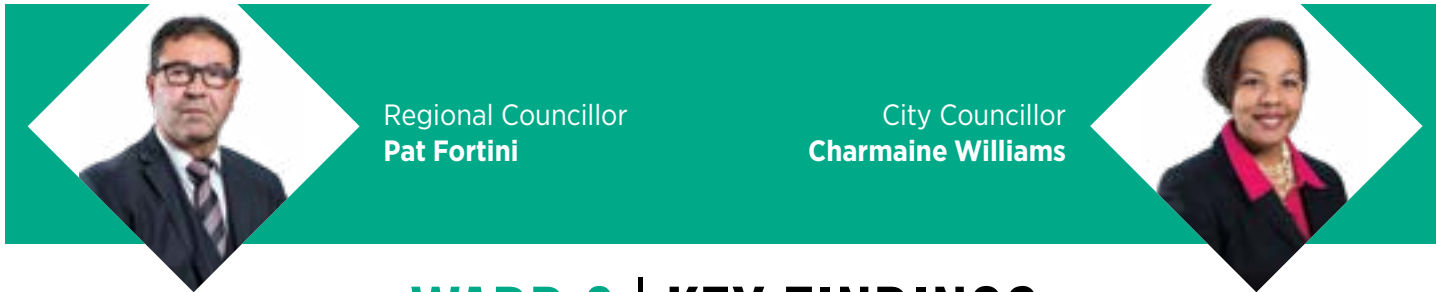
Q16. With regards to community safety and well-being in your neighbourhood, do you agree with the following statements: I feel safe walking during the day

More than half of Ward 7 residents would speak to their neighbours regarding safety concerns.

Q19. Who would you talk to when you have neighbourhood safety concerns?

“EARNSCLIFFE PARK IS AN AMAZING SPACE, UNDERESTIMATED AND HIGHLY UNDERUSED! THE TRAILS ARE WELL MAINTAINED AND THERE IS PLENTY OF SPACE.” — Resident

Q21. Using the following list, select a theme and describe something that you absolutely love about your neighbourhood:
Parks & Trails



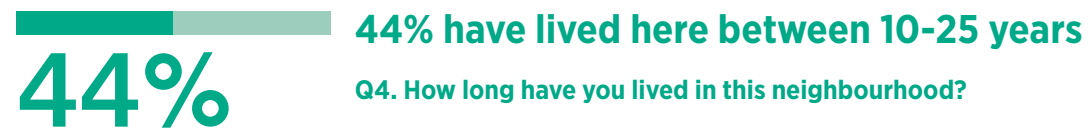
Regional Councillor
Pat Fortini

City Councillor
Charmaine Williams

WARD 8 | KEY FINDINGS

More than half of Ward 8 participants feel a strong sense of belonging in their neighbourhood. 30% of participants would be interested in joining a neighbourhood association. Would you feel more connected if your neighbourhood had an association?

Q30 Are you aware of any neighbourhood groups or organizations in your neighbourhood?



Q4. How long have you lived in this neighbourhood?



69% of participants agree that traffic in Ward 8 flows well on streets!

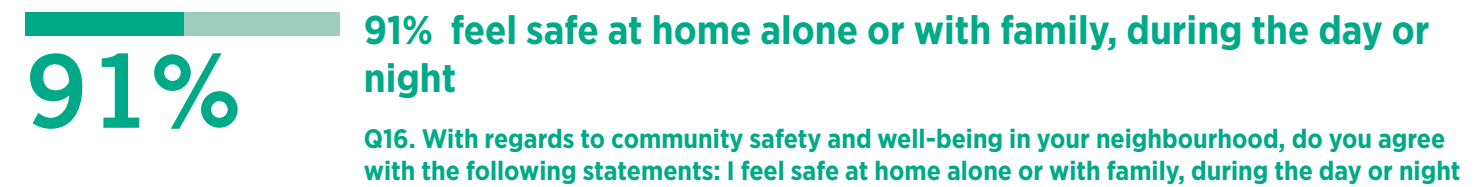
Q13. When it comes to getting around your neighbourhood, do you agree with the following statements: traffic flows well on streets



WARD 8 | KEY FINDINGS

“SOMETHING I REALLY LOVE ABOUT MY COMMUNITY IS THE AMOUNT OF TRAILS NEARBY. I LIKE HOW THESE TRAILS HAVE BODIES OF WATER AS WELL BENCHES FOR YOU TO REST.” — Resident

Location: Minaker Park



Q16. With regards to community safety and well-being in your neighbourhood, do you agree with the following statements: I feel safe at home alone or with family, during the day or night

A safe and accessible city benefits everyone. Residents across the city have various abilities and requirements for getting around. 85% of participants believe that their neighbourhood is pleasant to get around, while more than 80% also believe there are accessible pedestrian paths of travel connecting to sidewalks and parks.

Q12. An accessible city benefits everyone. How do you feel about the following statements regarding your neighbourhood? There are accessible pedestrian paths of travel connecting to municipal sidewalks, parks, mailbox, and other amenity areas.

Q13. When it comes to getting around in your neighbourhood, do you agree with the following statements: Overall, my neighbourhood is pleasant to get around.

“THE LACK OF BIKE LANES IN THIS COMMUNITY IS DISAPPOINTING. INTEGRATING BIKE LANES ON MAIN ROADS, AS WELL AS RESIDENTIAL, WOULD HELP WITH INCREASING ACTIVE TRANSPORTATION.” — Resident

Q21. Using the following list, select a theme and describe something that you absolutely love about your neighbourhood:

Active Transportation





Regional Councillor
Gurpreet Dhillon



City Councillor
Harkirat Singh

WARD 9 | KEY FINDINGS

40% 40% have lived here under 5 years!
Q4. How long have you lived in this neighbourhood?

There are many new residents in Wards 9! More than half of survey participants like their neighbourhood. One factor in liking the places we live in might be having access to parks and nature in our neighbourhoods. 74% of Ward participants believe their neighbourhood has well-maintained parks and nature that are safe and pleasant to visit.

Q5. How do you feel about the neighbourhood you live in?

Q14. Thinking about the public spaces and the environment offered in your neighbourhood, do you agree with the following statements: My neighbourhood has well maintained parks and nature that are safe and pleasant to visit.



Parks and trails was the most popular chosen theme for something residents love about their neighbourhood!

Q21. select a theme and describe something you love about your neighbourhood



WARD 9 | KEY FINDINGS

“THIS IS A VERY LARGE PARK AND MANY PEOPLE GO HERE IN THE SUMMER. IT IS A GOOD PLACE FOR RESIDENTS TO COME AND ENJOY THEIR DAY AND TALK TO THEIR FRIENDS.” — Resident

Location: Batsman Community Park



Top three neighbourhood concerns in ward 9:

| | | |
|---|--------------------|-----------|
| Road safety/pedestrian/ cyclist safety | Criminal Activity: | Litter : |
| 40% | 18% | 9% |

Q20. Which of the following do you think is the biggest concern in your neighbourhood?

Feeling safe in our communities is especially important with our vulnerable population, including young children. 64% of participants in Ward 9 responded as feeling their neighbourhood is safe for children to walk to and from school. All of Ward 9 participants feel safe walking during the day.

Q16. Thinking about your neighbours and the neighbourhood where you live, respond to the following statements: children can safely walk to and from school alone, or with family.

Q16. Thinking about your neighbours and the neighbourhood where you live, respond to the following statements: I feel safe walking around during the day.

Q23. Using the following list, select a theme and describe something that you wish was in your neighbourhood:

Festivals & Events

“IT WOULD BE GREAT TO HAVE THE NEIGHBOURHOOD ATTEND OUTDOOR FESTIVITIES AND GET TO KNOW EACH OTHER.” — Resident



Regional Councillor
Gurpreet Dhillon



City Councillor
Harkirat Singh

WARD 10 | KEY FINDINGS

70%

Nearly 70% know some of their neighbours

Q7. Which of the following describes you?

“I know most of my neighbours” / “I know some of my neighbours” / “I don’t know any of my neighbours”

A connected group of residents, big or small, could help start a web of community networks. Knowing our neighbours contributes to our sense of belonging. More than half of residents in Ward 10 also feel a strong sense of belonging in their neighbourhood.

Q6. How would you respond to this statement: “there is a strong sense of belonging in my neighbourhood”?



Fun Fact: 36% of participants have a baby stroller or young children with them while walking.

Q10. When you are walking around your neighbourhood, do you (or someone you are with) ever have the following with you: baby stroller or young children?



WARD 10 | KEY FINDINGS

“ADDING A BIKE LANE/SIDEWALK IN THIS AREA IS A MUST. MANY PEOPLE WALK/BIKE IN THE AREA AND ADDING A SIDEWALK OR BIKE LANE WOULD ENCOURAGE FURTHER ACTIVITY.” — Resident

Location: Evergreen Avenue



70%

Nearly 70% would recommend this neighbourhood as a place to live

Q8. Would you recommend your neighbourhood as a place to live?

Ward 10 is primarily comprised of residential, conservation land, and industrial areas. These factors combined can contribute to residents feeling of safety, especially when it comes to getting around. Over 35% of residents disagree that traffic flows well on the streets, but 67% believe intersections in the neighbourhood allow pedestrians to cross safely.

Q13. When it comes to getting around your neighbourhood, do you agree with the following statements: traffic flows well on the streets.

Q13. When it comes to getting around your neighbourhood, do you agree with the following statements: intersections allow pedestrians to cross safely.

Q21. Using the following list, select a theme and describe something that you absolutely love about your neighbourhood:
Parks & Trails

“I APPRECIATE THAT BRAMPTON BUILDS TRAILS AND PARKS WITHIN LIVING AREAS. I LIKE THAT THERE ARE SEVERAL PATHS THAT ARE EASILY ACCESSIBLE NEAR ME.” — Resident

HOW TO BE A GOOD NEIGHBOUR

Ensure your property is well maintained to prevent deterioration or unsafe situations. Properly store and dispose of your waste, and be considerate about noise when being a host.

Avoid parking on the front lawn, across the sidewalk or overhanging on the curb. Street parking is for a maximum of 3 hours and street parking is not allowed between 2 – 6 am. Overnight guests can apply for a permit online by visiting www.brampton.ca/parking.

By-Laws help maintain the quality of our City, and every Bramptonian has a role to play in upholding these standards. Knowing and following our by-laws help everyone enjoy a clean, safe neighbourhood and shared public spaces. For more information visit www.brampton.ca/bylaws.



QUICK NEW WAYS TO REACH 311 BRAMPTON!

City services at your fingertips!
Download the 311 app or visit us online at 311Brampton.ca. Search for information, submit a service request, get updates and track your requests.

Access your local government 24/7 by phone, email or online.



OUR NEIGHBOURHOOD, OUR PLAYBOOK

Welcome to the Community Safety and Well-Being Office playbook. The goal of this playbook is to encourage residents to use their time and talents to help make Brampton an even better place to live, work, learn and play. We all have talents that provide us with a sense of purpose, and when we share them, they increase our sense of belonging.



| MY NEIGHBOURHHOD STRENGTHS | MY SKILLS, MY TALENTS |
|----------------------------|-----------------------|
| | |

How can we use our neighbourhood strengths as well as our talents and skills to make Brampton a better place?

We encourage you to consider these principles in your journey to affect positive change:

1. **TIME** – How much time is needed to complete an action to improve my neighbourhood?
2. **COMMITMENT** – How often does this action need to take place to be successful?
3. **ENGAGEMENT** – How many people need to be involved for the action to succeed?

The City of Brampton Community Safety Action Plan, developed by the Community Safety & Well-Being Office, has three areas of focus: Safety, Awareness and Empowerment. We invite you to use this playbook to think about how you can help build better neighbourhoods with these three areas of focus in mind. As you go through this playbook, you may find that your skills and talents are better suited to one area of focus rather than another, and that is okay. We are fortunate enough to have a diversity of talents and skills in our communities. As residents use this playbook, we will collectively work towards the strategic direction that Brampton is a Healthy and Safe City.

| SAFETY | |
|----------------------------------|--|
| What can I do in three days? | |
| What can I do three times? | |
| What can I do with three people? | |

| AWARENESS | |
|----------------------------------|--|
| What can I do in three days? | |
| What can I do three times? | |
| What can I do with three people? | |

| EMPOWERMENT | |
|----------------------------------|--|
| What can I do in three days? | |
| What can I do three times? | |
| What can I do with three people? | |



To find out more, or to volunteer with the Community Safety & Well-Being Office, contact us at: CSWO@brampton.ca

IN SUMMARY...

The Nurturing Neighbourhoods Program aims to empower our residents to become civic participants and champions by connecting with the necessary resources to take ownership of their neighbourhoods. Our ongoing commitment at the City of Brampton is to understand the priorities and experiences of our communities. Over this Term of Council, the City and partners will walk over 50 neighbourhoods across the City. These are key steps toward fulfilling the Brampton 2040 Vision. The walks and workshops will be used to inform and guide work, and be shared with internal groups and external organizations to create new opportunities. The process is engaging and transparent – it brings the conversation to you. So tell us what you love and what could be changed, and together let's work to make Brampton a city of strong neighbourhoods!

2022 PROGRAM

2022 PROGRAM HIGHLIGHTS:

- Visiting 15 neighbourhoods
- Returning back to in-person walks, with a virtual component
- Residents can continue to pin comments and ideas throughout the entire city
- Residents interested in establishing Neighbourhood/Community Association can collaborate with the Community Safety & Well-Being Office
- Opportunity for residents to become Community Champions
- Residents can become friends of the Community Safety & Well-Being Office and keep informed of upcoming events and engagements
- Launch of Community Safety & Well-Being Office website
www.brampton.ca/communitysafety



NURTURING NEIGHBOURHOODS

**WE'RE BACK - ONLINE...
AND COMING TO A
NEIGHBOURHOOD
NEAR YOU!**



