

CENSUS BULLETIN #4: LANGUAGE, MOBILITY AND MIGRATION, IMMIGRATION AND CITIZENSHIP


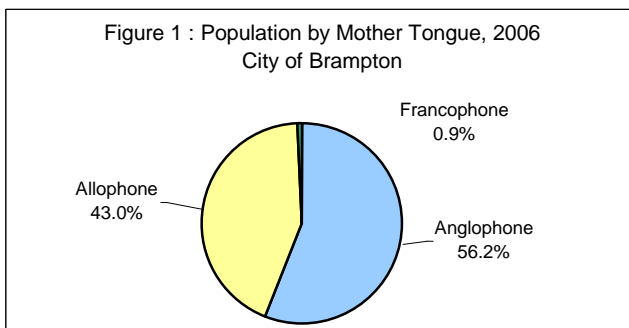
Date: December 4, 2007

Subject: Census Bulletin for the City of Brampton (City of Brampton: 2006 Census Population on Language, Mobility and Migration, Immigration and Citizenship)

The following bulletin is a profile of the Brampton population by Mother Tongue, Knowledge of Official Language, Mobility and Migration Status as published by Statistics Canada on December 4, 2007.

Language Composition of Brampton

- According to the 2006 Census, 54.85% (236,720) of the respondents reported English as their mother tongue, compared to 64.55% (209,410) in 2001.
- About 0.84% (3,610) of the respondents claimed French as their mother tongue, lower than 1.21% (3,935) in 2001.
- An increasing number of respondents reported a non-official language as their mother tongue. Statistics Canada revealed that 42.0% (181,255) of the respondents first spoke a language other than English or French, up from 32.2% (104,470) in 2001.
- The allophone population (those with a non-official language as mother tongue) experienced a 73.51% increase over the 2001 Census. In 2006, four out of ten people in Brampton were allophones. The number of allophones more than doubled between the 1996 and 2006 census periods representing a major source of population growth.



Source: Statistics Canada, 2001 and 2006 Census of Canada
 Note: Allophone - the population with a non-official language as mother tongue

	2006 Census	2001 Census
Total Population by Mother Tongue	431,575	324,395
Single Responses*	421,580	317,815
English only	236,720	209,410
French only	3,610	3,935
Non-official languages	181,255	104,465

Source: Statistics Canada, 2001 and 2006 Census of Canada

*Single response: the respondent reported only one language as mother tongue

- Punjabi remained the leading non-official language in Brampton followed by Portuguese and Urdu. The 2006 Census showed that 68,240 individuals reported Punjabi as mother tongue, accounting for 15.81% of the total population or 37.65% of the allophone population. (See Table 2)
- Individuals who reported Punjabi, Portuguese and Urdu as their mother tongue accounted for more than 51% of the allophone population in Brampton.
- The language composition of Brampton included sixty-nine different languages listed as mother tongue in the 2006 Census, compared to the 60 languages reported in 2001, further indicating Brampton's status as a growing multilingual city.

	Number	% of Total Population	% of Allophone Population
1. Panjabi (Punjabi)	68,240	15.81%	37.65%
2. Portuguese	12,205	2.83%	6.73%
3. Urdu	12,060	2.79%	6.65%
4. Italian	9,155	2.12%	5.05%
5. Spanish	8,885	2.06%	4.90%
6. Tagalog (Pilipino, Filipino)	7,215	1.67%	3.98%
7. Gujarati	6,910	1.60%	3.81%
8. Hindi	6,770	1.57%	3.74%
9. Tamil	6,005	1.39%	3.31%
10. Polish	5,035	1.17%	2.78%

Source: Statistics Canada, 2006 Census of Canada

*This is a subtotal of all non-official languages collected by the census that are not displayed separately.

Bilingualism in Brampton

- About 24,135 people or 5.59% of the population reported that they were bilingual according to the 2006 Census, compared to 19,660 people or 6.1% in 1991.

Population by Home Language

- English remained the main language spoken at home in Brampton according to the 2006 Census. Punjabi and Urdu were the second and third most spoken languages at home.

Source: Statistics Canada 2006 Census

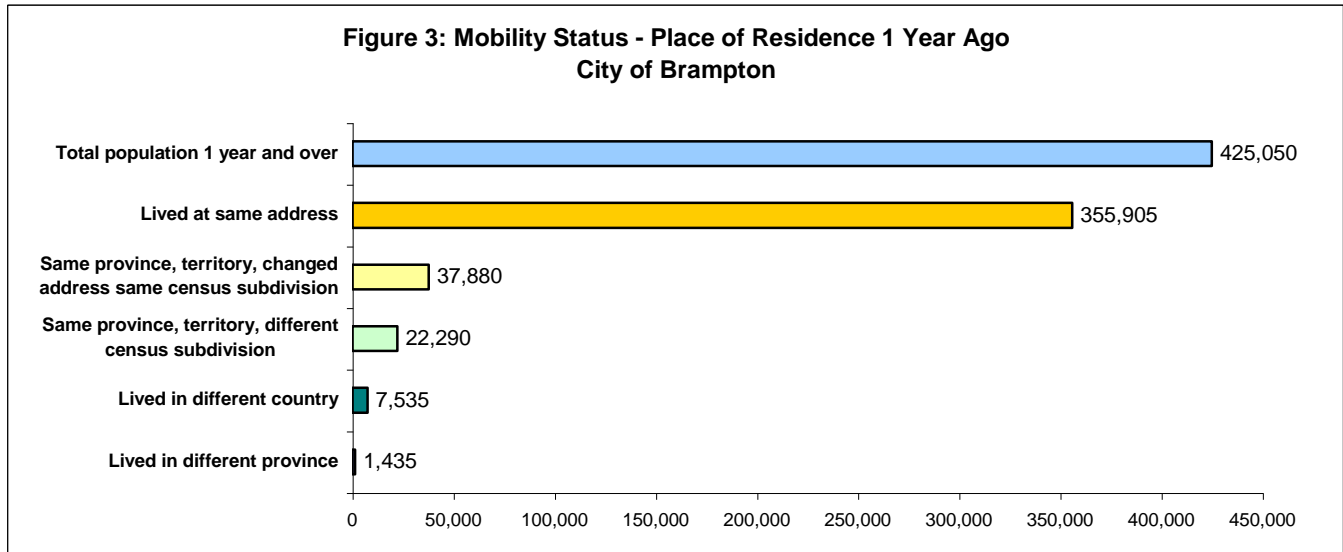
Compiled by the Brampton Economic Development Office Business Information and Competitive Policy Branch, December 2007

For more information on Brampton and the 2006 Census visit www.brampton.ca

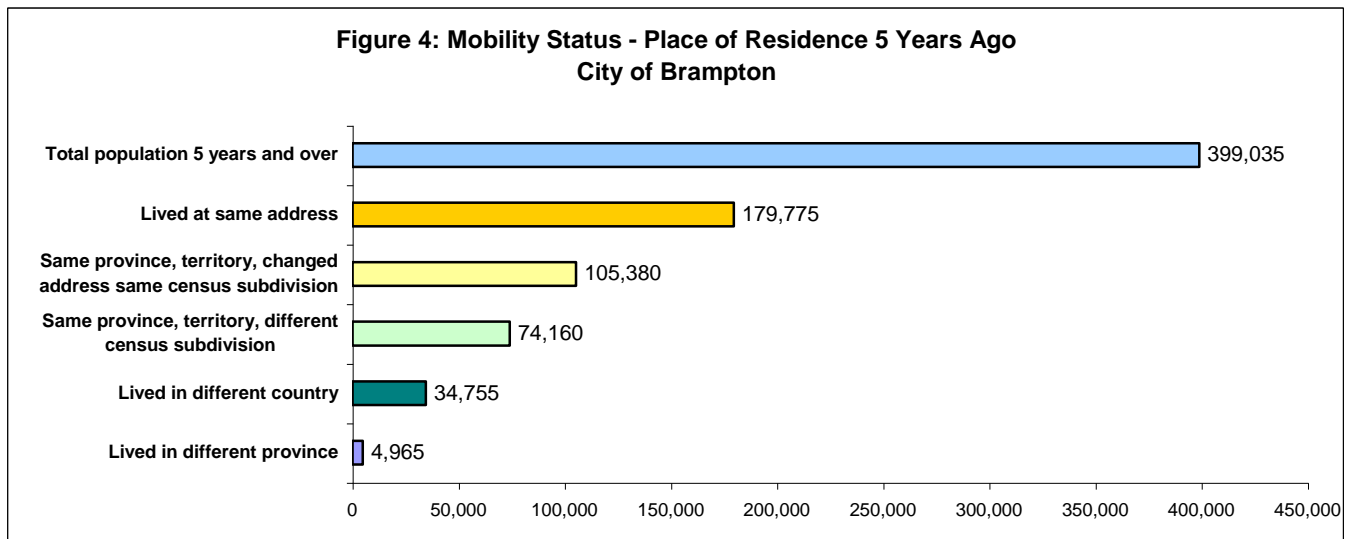
Mobility Status

On December 4, 2007, Statistics Canada also released the geographic mobility data on Brampton population: where they lived in 2005 (Place of Residence 1 year prior to the Census Day, May 16, 2006) and where they lived in 2001 (Place of Residence 5 years prior to the Census Day, May 16, 2006).

Mobility Status - Place of Residence 1 Year Ago



Mobility Status – Place of Residence 5 Years Ago, 1996-2001



Immigration

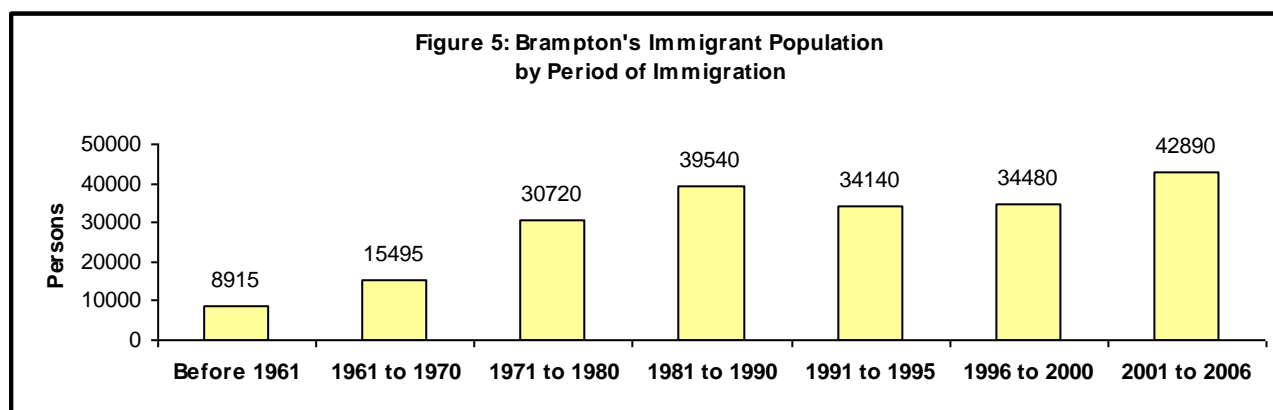
- In 2006, 51.46% (down from 59.56% in 2001) of Brampton's population were Canadian-born, 47.78% (up from 39.85% in 2001) were foreign-born (immigrant population).

Immigration Characteristics	2006	% of Total	2001	% of Total	Absolute Chg, 2001-2006	% Chg, 2001-2006
Canadian-born population	222,080	51.46%	193,220	59.56%	28,860	15%
Foreign-born population*	206,190	47.78%	129,280	39.85%	76,910	59%
Non-permanent residents	3,305	0.77%	1,885	0.58%	1,420	75%
Total	431,575	100%	324,390	100%	107,185	33%

Source: Statistics Canada, 2001 and 2006 Census of Canada

* Also known as Immigrant population

- Of the total immigrant population, pre-school children (0-4 years of age) accounted for 7.14%, those aged 5-14 years of age accounted for 16.32%, early workforce (15 to 24 years of age) accounted for 27.20% and those 25 years of age and older accounted for 49.34%.
- Over the past 45 years (Census periods from 1961 to 2006), a total of 197,265 people immigrated to Brampton as shown in Figure 5 below. Of the total recent immigrants who arrived between 2001 and 2006, the majority (51.88% or 22,255 persons) arrived from India, followed by 'Other Southern Asia' countries (13.77% or 5,910 persons).



Source: Statistics Canada, 2006 Census of Canada

Population by Citizenship

- The 2006 Census counted a total of 433,806 people in Brampton, 85.05% reported as 'Canadian Citizen' and 14.94% reported as 'Citizenship other than Canadian'.

Source: Statistics Canada 2006 Census

Compiled by the Brampton Economic Development Office Business Information and Competitive Policy Branch, December 2007

For more information on Brampton and the 2006 Census visit www.brampton.ca

Glossary

Allophone – the population with a non-official language as mother tongue

Mobility Status – the relationship between a person's usual place of residence on Census Day and his or her usual place of residence one year earlier. A person is classified as a non-mover if no difference exists. Otherwise, a person is classified as a mover and this categorization is called Mobility Status (1 Year Ago).

Mother Tongue – the first language learned at home in childhood and still understood by the individual at the time of the census

Non-Official Mother Tongue -languages other than the two official languages of Canada: English and French

Canadian-born Population

Includes persons born in Canada as well as a small number of persons born outside Canada who are Canadian citizens by birth.

Foreign-born Population

This population is also referred to as the "immigrant population", which is defined as persons who are, or have ever been, landed immigrants in Canada.

Non-permanent Residents

Refers to persons who, at the time of the census, held a student or employment authorization, Minister's permit or who were refugee claimants, as well as family members living with them.

Census Data Release Dates

The Following table outlines the scheduled release dates of 2006 Census data by Statistics Canada. Also included is a brief description of each release. For more information about the 2006 Census visit Statistics Canada's website www.statcan.ca.

✓	Tuesday, March 13, 2007	Release no. 1: <ul style="list-style-type: none"> Population and dwelling counts
✓	Tuesday, July 17, 2007	Release no. 2: <ul style="list-style-type: none"> Age and sex
✓	Wednesday, September 12, 2007	Release no. 3: <ul style="list-style-type: none"> Marital status (including common-law status) Families and households Housing and shelter costs (dwelling characteristics)
✓	Tuesday, December 4, 2007	Release no. 4: <ul style="list-style-type: none"> Language Mobility and migration Immigration and citizenship
	Tuesday, January 15, 2008	Release no. 5: <ul style="list-style-type: none"> Aboriginal peoples
	Tuesday, March 4, 2008	Release no. 6: <ul style="list-style-type: none"> Labour (including labour market activity, industry and occupation) Place of work and commuting to work (including mode of transportation) Education Language (including language of work)
	Wednesday, April 2, 2008	Release no. 7: <ul style="list-style-type: none"> Ethnic origin and visible minorities
	Thursday, May 1, 2008	Release no. 8: <ul style="list-style-type: none"> Income and earnings Housing and shelter costs

Contact Information

This document was prepared by the City of Brampton Economic Development Office's Business Information and Policy Branch. For more information about the 2006 Census please contact:

Brian Stittle
 Business Information and Policy Coordinator
 City of Brampton Economic Development Office
 33 Queen Street West
 Brampton, ON
 L6Y 1L9
 Tel. 905-874-2642
 Fax 905-874-2670
 Web www.brampton.ca
 E-mail brian.stittle@brampton.ca

