

CENSUS BULLETIN #1: POPULATION & DWELLING COUNTS

Date: March 13, 2007

Subject: **Census Bulletin for the City of Brampton (City of Brampton: 2006 Census on Population and Dwelling Counts)**

The following bulletin is a summary of Population and Dwelling Counts in Brampton as published by Statistics Canada on March 13th, 2007.

Brampton Highlights

- The 2006 Census counted a total population of 433,806 in Brampton, an increase of 33.3% or 108,378 persons from the 2001 Census (see Table 1). This is the 2nd Highest percentage increase in population between Census in the past 25 years.
- There were a total of 130,803 private dwellings in 2006, up 32.5% or 32,050 dwellings from the 2001 Census (see Table 2).
- Brampton's population density was 1,221.0 persons per square kilometre in 2006, up 33.2% from the 2001 Census (see Table 3).
- Brampton held the 2nd highest five-year population growth among Canada's twenty fastest growing communities.
- Brampton is the 11th largest city in Canada and 3rd largest within the Greater Toronto Area.

Table 1: Population Comparisons, 2006 vs. 2001

	2006 Population	2001 Population	% Chg
Brampton	433,806	325,428	33.3%
Peel Region	1,159,405	988,948	17.2%
Ontario	12,160,282	11,410,046	6.6%
Canada	31,612,897	30,007,094	5.4%

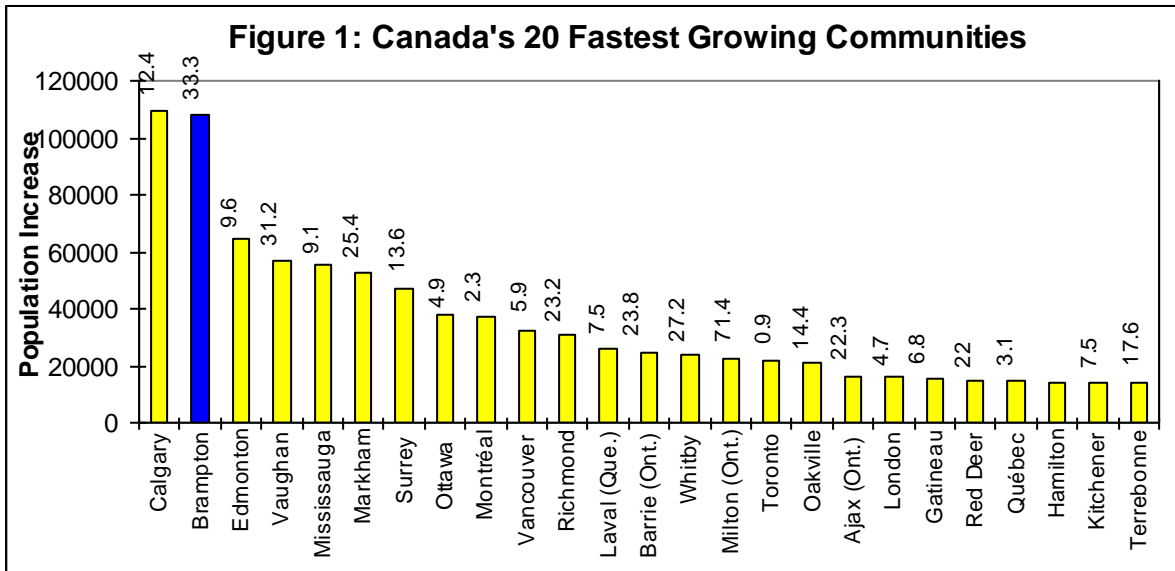
Table 2: Dwelling Counts Comparisons, 2006 vs. 2001

	2006 Total Private Dwellings	2001 Total Private Dwellings	% Chg
Brampton	130,803	98,753	32.5%
Peel Region	373,455	313,650	19.1%
Ontario	4,972,869	4,556,240	9.1%
Canada	13,576,855	12,548,588	8.2%

	2006 Population Density per SQ. km	2001 Population Density per Sq. km	% Chg	2006 Land Area (Sq. km)
Brampton	1,626.50	1,221.00	33.2%	266.71
Peel Region	933.2	793.3	17.6%	1,242.40
Ontario	13	12.6	6.3%	907,573.82
Canada	3.5	3.3	6.1%	9,017,698.92

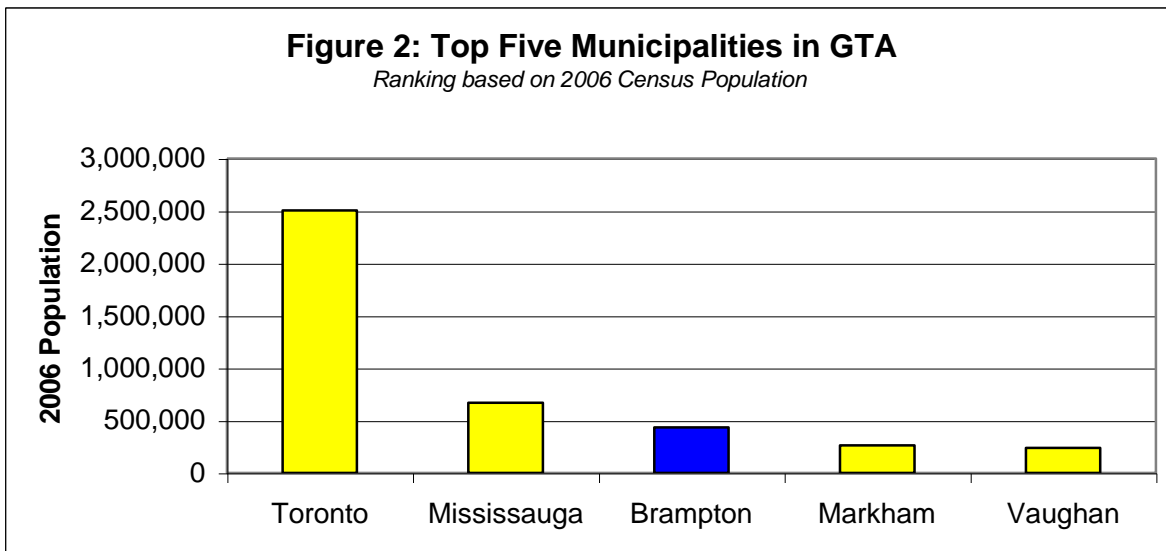
Brampton Records 2nd Highest Population Growth in Canada

With an increase in population of 108,378 people, or 33.3%, Brampton recorded the 2nd highest five-year population increase and growth rate among Canada's 30 Fastest Growing Communities.



Brampton 3rd Largest Municipality in GTA

Brampton has the 3rd largest population among the 25 municipalities that make up the Greater Toronto Area (GTA). The GTA is the 4th largest region in North America.



Source: Statistics Canada 2006 Census
 Compiled by the Brampton Economic Development Office, March 2007
 For more information on Population and Dwelling Counts from the 2006 Census visit www.brampton.ca

Census Shows 2nd Largest Population Increase in 25 Years

The 33.3% increase in population is Brampton's 2nd largest increase in 25 years, a time period that spans six Census. This increase accounts 108,378 people.

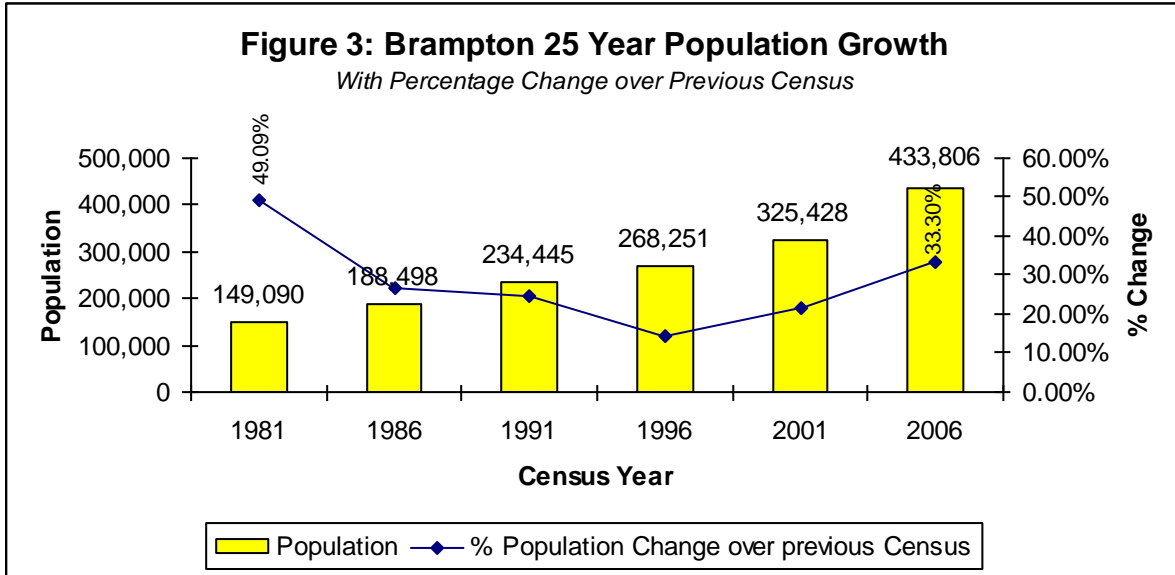


Table 4: Twenty Most Populated Cities in Canada
(Ranking based on 2006 Population)

Rank	Municipality	2006 Population
1.	Toronto (Ont.)	2,503,281
2.	Montréal (Que.)	1,620,693
3.	Calgary (Alta.)	988,193
4.	Ottawa (Ont.)	812,129
5.	Edmonton (Alta.)	730,372
6.	Mississauga (Ont.)	668,549
7.	Winnipeg (Man.)	633,451
8.	Vancouver (B.C.)	578,041
9.	Hamilton (Ont.)	504,559
10.	Québec (Que.)	491,142
11.	Brampton (Ont.)	433,806
12.	Surrey (B.C.)	394,976
13.	Halifax (N.S.)	372,679
14.	Laval (Que.)	368,709
15.	London (Ont.)	352,395
16.	Markham (Ont.)	261,573
17.	Gatineau (Que.)	242,124
18.	Vaughan (Ont.)	238,866
19.	Longueuil (Que.)	229,330
20.	Windsor (Ont.)	216,473

Census Data Release Dates

The Following table outlines the scheduled release dates of 2006 Census data by Statistics Canada. Also included is a brief description of each release. For more information about the 2006 Census visit Statistics Canada's website www.statcan.ca.

✓	Tuesday, March 13, 2007	Release no. 1: <ul style="list-style-type: none"> Population and dwelling counts
	Tuesday, July 17, 2007	Release no. 2: <ul style="list-style-type: none"> Age and sex
	Wednesday, September 12, 2007	Release no. 3: <ul style="list-style-type: none"> Marital status (including common-law status) Families and households Housing and shelter costs (dwelling characteristics)
	Tuesday, December 4, 2007	Release no. 4: <ul style="list-style-type: none"> Language Mobility and migration Immigration and citizenship
	Tuesday, January 15, 2008	Release no. 5: <ul style="list-style-type: none"> Aboriginal peoples
	Tuesday, March 4, 2008	Release no. 6: <ul style="list-style-type: none"> Labour (including labour market activity, industry and occupation) Place of work and commuting to work (including mode of transportation) Education Language (including language of work)
	Wednesday, April 2, 2008	Release no. 7: <ul style="list-style-type: none"> Ethnic origin and visible minorities
	Thursday, May 1, 2008	Release no. 8: <ul style="list-style-type: none"> Income and earnings Housing and shelter costs

Contact Information

This document was prepared by the City of Brampton's Economic Development Office. For more information about the 2006 Census please contact:

Brian Stittle
 Economic Development Coordinator
 City of Brampton Economic Development Office
 33 Queen Street West
 Brampton, ON
 L6Y 1L9
 Tel. 905-874-2642
 Fax 905-874-2670
 Web www.brampton.ca
 E-mail brian.stittle@brampton.ca

