



THE CORPORATION OF THE CITY OF BRAMPTON

BY-LAW

Number 317-2011

To amend By-law 270-2004, as amended

The Council of the Corporation of the City of Brampton ENACTS as follows:

1. By-law 270-2004, as amended, is hereby further amended:

(1) by changing Schedule A thereto, the zoning designation of the lands as shown outlined on Schedules A and B to this by-law:

From:	To:
AGRICULTURAL (A)	RESIDENTIAL SINGLE DETACHED F-12.5 – SECTION 2199 (R1F-12.5-SECTION-2199), RESIDENTIAL SINGLE DETACHED F-12.5 – SECTION 2200 (R1F-12.5-SECTION-2200), RESIDENTIAL SINGLE DETACHED F-9.0 – SECTION 2201(R1F-9.0-SECTION 2201), RESIDENTIAL SINGLE DETACHED F-9.0 – SECTION 2202 (R1F-9.0-SECTION 2202), RESIDENTIAL SINGLE DETACHED F-9.0 – SECTION 2209(R1F-9.0-SECTION 2209), RESIDENTIAL SINGLE DETACHED F-9.0 – SECTION 2210(R1F-9.0-SECTION 2210), RESIDENTIAL SEMI DETACHED R2E – 7.2 – SECTION 2203 (R2E-7.2-SECTION 2203), RESIDENTIAL TOWNHOUSE R3E-5.5 –SECTION 2204 (R3E-5.5-SECTION-2204); RESIDENTIAL TOWNHOUSE R3E-5.5 –SECTION 2211 (R3E-5.5-SECTION-2211); RESIDENTIAL TOWNHOUSE R3E-4.4 –SECTION 2205 (R3E-4.4-SECTION-2205); RESIDENTIAL TOWNHOUSE R3E-6.0–SECTION 2206 (R3E-6.0-SECTION-2206); INSTITUTIONAL I1-SECTION 2208 (I1-SECTION 2208); OPEN SPACE and FLOODPLAIN

(2) by adding thereto the following sections:

- 2199 The lands designated R1F-12.5 – Section 2199 on Schedule A to this by-law;
- 2199.1 Shall only be used for the purposes permitted in a R1F-12.5 zone;
- 2199.2 Shall be subject to the following requirements and restrictions:
- (1) Minimum Lot Area:
 - Interior Lot – 310.0 square metres;
 - Corner Lot – 355.0 square metres;
 - (2) Minimum Lot Width:
 - Interior Lot – 12.5 metres;
 - Corner Lot – 14.3 metres;
 - (3) Minimum Lot Depth: 25.0 metres;
 - (4) Minimum Front Yard Depth:
 - a) 3.0 metres;
 - b) 5.5 metres to a garage door facing the front lot line;
 - c) the main wall of a dwelling may encroach into the front yard to within 1.0 metres of a daylight rounding/triangle;
 - d) a porch and/or balcony with or without foundation or cold cellar may encroach 2.0 metres into the minimum front yard;
 - e) a porch and/or balcony with or without foundation or cold cellar including eaves and cornices may encroach into the front yard to within 0.0 metres of a daylight rounding/triangle;
 - f) a bay window, bow window or box window with or without foundation or cold cellar may encroach 1.0 metres into the minimum front yard;
 - g) a bay window, bow window or box window with or without foundation or cold cellar including eaves and cornices may encroach into the front yard to within 0.0 metres of a daylight rounding/triangle; and
 - h) 5.5 metres to one garage and 1.0 metres to the second garage for a staggered two car garage;
 - (5) Minimum Exterior Side Yard:
 - a) 3.0 metres
 - b) 1.2 metres where the exterior side yard abuts a public or private lane;
 - c) 5.5 metres to a garage door facing the exterior side yard;
 - d) the main wall of a dwelling may encroach into the exterior side yard to within 1.0 metres of a daylight rounding/triangle;
 - e) a porch and/or balcony with or without foundation or cold cellar and chimney may encroach 2.0 metres into the minimum exterior side yard;
 - f) a porch and/or balcony with or without foundation or cold cellar including eaves and cornices may encroach into the exterior side yard to within 0.0 metres of a daylight rounding/triangle;
 - g) a bay window, bow window or box window with or without foundation and a porch or cold cellar including eaves and cornices may encroach into the exterior side yard to within 0.0 metres of a daylight rounding/triangle;

- h) a bay window, bow window or box window with or without foundation or cold cellar may encroach 1.0 metres into the minimum exterior side yard; and
 - i) for corner lots with a 1.2 metres exterior side yard adjacent to a lane, the maximum encroachment of any type into an exterior side yard shall be 0.5 metres;
- (6) Minimum Rear Yard Setback:
- a) 6.0 metres for an interior lot;
 - b) 3.0 metres for a corner lot provided that not less than 50% of the unit width is setback 6.0 metres from the rear lot line;
 - c) 3.5 metres to a walkout balcony or uncovered terrace on the second storey, or wood deck off the main floor;
 - d) 0.6 metres to an accessory building and/or to the side wall of a garage, where access to the garage is from the exterior side yard for lots greater than 11.0 metres;
 - e) 4.5 metres for open roofed porches and or uncovered terraces not exceeding one storey; and
 - f) a bay window, bow window or box window with or without foundation and a porch or cold cellar may encroach 1.0 metres into the minimum rear yard;
- (7) Minimum Interior Side Yard:
- a) 1.2 metres;
 - b) 0.6 metres to a one storey garage;
 - c) 1.2 metres where the side yard abuts a public walkway or a non-residential zone;
 - d) for two adjoining lots where an interior side yard setback of 0.6 metres to a one storey garage is allowed, then two adjacent interior side yards of 0.6 metres can be paired;
 - e) 0.6 metres for a corner lot abutting another interior lot with a side yard of 0.6 metres, for a total of 1.2 metres between buildings;
 - f) 0.3 metres to a porch and or balcony with or without foundation or cold cellar;
 - g) 0.6 metres to an accessory building; and
 - h) 0.7 metres to a bay, bow, or box window with or without foundation or cold cellar;
- (8) Maximum Building Height – 11.0 metres
- (9) Minimum Landscaped Open Space:
- a) those portions of all yards not occupied by permitted structures, accessory structures, permitted encroachments and permitted driveway shall consist of landscaped Open Space;
- (10) No garage may project more than 1.5 metres beyond the porch or front wall of a dwelling;
- (11) The following provisions apply to garages:
- a) the maximum cumulative garage door width for lots, with a lot width equal to or greater than 12.5 metres but less than 14.0 metres shall be 5.5 metres;
 - b) for lots greater than 14.0 metres wide, the maximum cumulative interior garage width shall be 6.4 metres or 50% of the dwelling unit width whichever is greater;
 - c) a three bay garage shall be permitted on a corner lot when accessed from the exterior side yard;
 - d) the garage door width may be widened by an extra 0.6 metres if the front of the garage projects 2.5 metres or

less beyond the ground floor main entrance of the dwelling unit;

- e) the garage door width restriction does not apply to a garage door facing the exterior lot line; and
- f) the interior garage width, as calculated 3.0 metres from the garage opening shall be a maximum 0.9 metres greater than the maximum cumulative garage door width permitted on the lot;

(12) Notwithstanding Section 13.5.2.j.2 a garage may face the flankage lot line;

(13) The following shall apply to a bay, bow or box window:

- a) Notwithstanding Section 6.13 Table 6.13.A the maximum width of a bay, bow or box window with or without foundation shall be 4.5 metres;
- b) Notwithstanding Section 6.13 Table 6.13.A the maximum depth of a bay, bow or box window with or without foundation shall be 1.0 metres;
- c) A bay, bow or box window with a maximum depth of 0.6 metres does not need to contain side windows; and
- d) A bay, bow or box window with a depth greater than 0.6 metres up to a maximum depth of 1.0 metres does need to contain side windows;

(14) Notwithstanding Section 6.13 Table 6.13.A a porch, balcony and deck is permitted in the interior side yard;

(15) The driveway width shall not exceed the exterior width of the garage:

2199.3 Shall also be subject to the requirements and restrictions relating to the R1F-12.5 zone and all the general provisions of this by-law, which are not in conflict with those set out in Section 2199.2.

2200 The lands designated R1F-12.5 – Section 2200 on Schedule A to this by-law;

2200.1 Shall only be used for the purposes permitted in a R1F-12.5 zone;

2200.2 Shall be subject to the following requirements and restrictions:

(1) Minimum Lot Area:

Interior Lot – 310.0 square metres;

Corner Lot – 355.0 square metres;

(2) Minimum Lot Width:

Interior Lot – 12.5 metres;

Corner Lot – 14.3 metres;

(3) Minimum Lot Depth: No minimum required;

(4) Minimum Front Yard Depth:

a) 3.0 metres;

b) 5.5 metres to a garage door facing the front lot line;

c) the main wall of a dwelling may encroach into the front yard to within 1.0 metres of a daylight rounding/triangle;

d) a porch and/or balcony with or without foundation or cold cellar may encroach 2.0 metres into the minimum front yard;

- e) a porch and/or balcony with or without foundation or cold cellar including eaves and cornices may encroach into the front yard to within 0.0 metres of a daylight rounding/triangle;
 - f) a bay window, bow window or box window with or without foundation or cold cellar may encroach 1.0 metres into the minimum front yard;
 - g) a bay window, bow window or box window with or without foundation or cold cellar including eaves and cornices may encroach into the front yard to within 0.0 metres of a daylight rounding/triangle; and
 - h) 5.5 metres to one garage and 1.0 metres to the second garage for a staggered two car garage;
- (5) Minimum Exterior Side Yard:
- a) 3.0 metres
 - b) 1.2 metres where the exterior side yard abuts a public or private lane;
 - c) 5.5 metres to a garage door facing the exterior side yard;
 - d) the main wall of a dwelling may encroach into the exterior side yard to within 1.0 metres of a daylight rounding/triangle;
 - e) a porch and/or balcony with or without foundation or cold cellar and chimney may encroach 2.0 metres into the minimum exterior side yard;
 - f) a porch and/or balcony with or without foundation or cold cellar including eaves and cornices may encroach into the exterior side yard to within 0.0 metres of a daylight rounding/triangle;
 - g) a bay window, bow window or box window with or without foundation and a porch or cold cellar including eaves and cornices may encroach into the exterior side yard to within 0.0 metres of a daylight rounding/triangle;
 - h) a bay window, bow window or box window with or without foundation or cold cellar may encroach 1.0 metres into the minimum exterior side yard; and
 - i) for corner lots with a 1.2 metres exterior side yard adjacent to a lane, the maximum encroachment of any type into an exterior side yard shall be 0.5 metres;
- (6) Minimum Rear Yard Setback:
- a) 3.0 metres for an interior lot;
 - b) 3.0 metres for a corner lot
 - c) 1.5 metres to a rear yard for a walkout balcony or uncovered terrace on the second storey, or wood deck off the main floor, or an open roofed porch and or uncovered terrace not exceeding one storey;
 - d) 0.6 metres to an accessory building and/or the side wall of a garage, where access to the garage is from the exterior side yard; and
 - e) a bay window, bow window or box window with or without foundation and a porch or cold cellar may encroach 1.0 metre into the minimum rear yard;
- (7) Minimum Interior Side Yard:
- a) 1.2 metres;
 - b) 0.6 metres to a one storey garage;
 - c) for two adjoining lots where an interior side yard setback of 0.6 metres to a one storey garage is allowed, then two adjacent interior side yards of 0.6 metres can be paired;

- d) 0.6 metres for a corner lot abutting another interior lot with a side yard of 0.6 metres, for a total of 1.2 metres between buildings;
 - e) 0.3 metres to a porch and or balcony with or without foundation or cold cellar;
 - f) 0.6 metres to an accessory building; and
 - g) 0.7 metres to a bay, bow, or box window with or without foundation or cold cellar;
- (8) Maximum Building Height – 11.0 metres
- (9) Minimum Landscaped Open Space:
- a) those portions of all yards not occupied by permitted structures, accessory structures, permitted encroachments and permitted driveway shall consist of landscaped Open Space;
- (10) No garage may project more than 1.5 metres beyond the porch or front wall of a dwelling;
- (11) The following provisions apply to garages:
- a) the maximum cumulative garage door width for lots, with a width equal to or greater than 12.5 metres but less than 14.0 metres shall be 5.5 metres;
 - b) for lots greater than 14.0 metres wide the maximum cumulative interior garage width shall be 6.4 metres or 50% of the dwelling unit width whichever is greater;
 - c) a three bay garage shall be permitted on a corner lot when accessed from the exterior side yard;
 - d) the garage door width may be widened by an extra 0.6 metres if the front of the garage projects 2.5 metres or less beyond the ground floor main entrance of the dwelling unit;
 - e) the garage door width restriction does not apply to a garage door facing the exterior lot line; and
 - f) the interior garage width, as calculated 3.0 metres from the garage opening shall be a maximum 0.9 metres greater than the maximum cumulative garage door width permitted on the lot;
- (12) Notwithstanding Section 13.5.2.j.2 a garage may face the flankage lot line;
- (13) The following shall apply to a bay, bow or box window:
- a) Notwithstanding Section 6.13 Table 6.13.A the maximum width of a bay, bow or box window with or without foundation shall be 4.5 metres;
 - b) Notwithstanding Section 6.13 Table 6.13.A the maximum depth of a bay, bow or box window with or without foundation shall be 1.0 metres;
 - c) A bay, bow or box window with a maximum depth of 0.6 metres does not need to contain side windows; and
 - d) A bay, bow or box window with a depth greater than 0.6 metres up to a maximum depth of 1.0 metres does need to contain side windows;
- (14) Notwithstanding Section 6.13 Table 6.13.A a porch, balcony and deck is permitted in the interior side yard;
- (15) The driveway width shall not exceed the exterior width of the garage;

(16) 80 square metres of at grade outdoor amenity space must be provided within the rear yard, and/or interior side yard and/or exterior side yard:

2200.3 Shall also be subject to the requirements and restrictions relating to the R1F-12.5 zone and all the general provisions of this by-law, which are not in conflict with those set out in section 2200.2.

2201 The lands designated R1F-9.0 – Section 2201 on Schedule A to this by-law;

2201.1 Shall only be used for the purposes permitted in a R1F-9.0 zone;

2201.2 Shall be subject to the following requirements and restrictions:

(1) Minimum Lot Area:

Interior Lot – 225.0 square metres;

Corner Lot – 255.0 square metres;

(2) Minimum Lot Width:

Interior Lot – 9.0 metres;

Corner Lot – 10.8 metres;

(3) Minimum Lot Depth: 25.0 metres;

(4) Minimum Front Yard Depth:

a) 3.0 metres;

b) 5.5 metres to a garage door facing the front lot line;

c) 4.5 metres to the front of a garage from a daylight rounding/triangle;

d) the main wall of a dwelling may encroach into the front yard to within 1.0 metres of a daylight rounding/triangle;

e) a porch and/or balcony with or without foundation or cold cellar may encroach 2.0 metres into the minimum front yard;

f) a porch and/or balcony with or without foundation or cold cellar including eaves and cornices may encroach into the front yard to within 0.0 metres of a daylight rounding/triangle;

g) a bay window, bow window or box window with or without foundation or cold cellar may encroach 1.0 metres into the minimum front yard;

h) a bay window, bow window or box window with or without foundation or cold cellar including eaves and cornices may encroach into the front yard to within 0.0 metres of a daylight rounding/triangle; and

i) 5.5 metres to one garage and 1.0 metres to the second garage for a staggered two car garage on lots 11.0m and greater;

(5) Minimum Exterior Side Yard:

a) 3.0 metres

b) 1.2 metres where the exterior side yard abuts a public or private lane;

c) 5.5 metres to a garage door facing the exterior side yard for corner lots 11.0 metres or greater;

d) the main wall of a dwelling may encroach into the exterior side yard to within 1.0 metres of a daylight rounding/triangle;

- e) a porch and/or balcony with or without foundation or cold cellar and chimney may encroach 2.0 metres into the minimum exterior side yard;
 - f) a porch and/or balcony with or without foundation or cold cellar including eaves and cornices may encroach into the exterior side yard to within 0.0 metres of a daylight rounding triangle;
 - g) a bay window, bow window or box window with or without foundation and a porch or cold cellar including eaves and cornices may encroach into the exterior side yard to within 0.0 metres of a daylight rounding/triangle;
 - h) a bay window, bow window or box window with or without foundation or cold cellar may encroach 1.0 metres into the minimum exterior side yard; and
 - i) for corner lots with a 1.2 metres exterior side yard adjacent to a lane, the maximum encroachment of any type into an exterior side yard shall be 0.5 metres;
- (6) Minimum Rear Yard Setback:
- a) 6.0 metres for an interior lot;
 - b) 3.0 metres for a corner lot provided that not less than 50% of the unit width is setback 6.0 metres from the rear lot line;
 - c) 3.5 metres to a walkout balcony or uncovered terrace on the second storey, or wood deck off the main floor;
 - d) 0.6 metres to an accessory building and/or to the side wall of a garage, where access to the garage is from the exterior side yard for lots greater than 11.0 metres;
 - e) 4.5 metres for open roofed porches and or uncovered terraces not exceeding one storey; and
 - f) a bay window, bow window or box window with or without foundation and a porch or cold cellar may encroach 1.0 metres into the minimum rear yard;
- (7) Minimum Interior Side Yard:
- a) 1.2 metres on one side and 0.6 metres on the other side provided that the combined total for interior each lot is 1.8 metres;
 - b) Interior side yards between two lots can be paired at 0.6 metres per paired lots, and or 1.2 metres and 0.6 metres per paired lots and or at 1.2 metres and 1.2 metres per paired lots;
 - c) 1.2 metres where the side yard abuts a public walkway or a non-residential zone;
 - d) 0.6 metres for a corner lot abutting another interior lot with a side yard of 0.6 metres, for a total of 1.2 metres between buildings;
 - e) 0.3 metres to a porch and or balcony with or without foundation or cold cellar;
 - f) 0.6 metres to an accessory building; and
 - g) 0.7 metres to a bay, bow, or box window with or without foundation or cold cellar;
- (8) Maximum Building Height – 11.0 metres
- (9) Minimum Landscaped Open Space:
- a) those portions of all yards not occupied by permitted structures, accessory structures, permitted encroachments and permitted driveway shall consist of landscaped Open Space;

- (10) No garage may project more than 1.5 metres beyond the porch or front wall of a dwelling;
- (11) The following provisions apply to garages:
- a) the maximum cumulative garage door width for lots, with a lot width less than 10.4 metres shall be 3.7 metres;
 - b) the maximum cumulative garage door width for lots, with a lot width equal to or greater than 10.4 metres but less than 11.0 metres shall be 4.6 metres;
 - c) the maximum cumulative garage door width for lots, with a lot width equal to or greater than 11.0 metres but less than 12.5 metres shall be 5.0 metres;
 - d) the maximum cumulative garage door width for lots, with a lot width equal to or greater than 12.5 metres but less than 14.0 metres shall be 5.5 metres;
 - e) for lots greater than 14.0 metres wide the maximum cumulative interior garage width shall be 6.4 metres or 50% of the dwelling unit width whichever is greater;
 - f) a two bay garage shall be permitted on a corner lot when accessed from the front yard for lots 11.0 metres or greater;
 - g) a three bay garage shall be permitted on a corner lot when accessed from the exterior side yard for corner lots greater than 11.0 metres;
 - h) the garage door width may be widened by an extra 0.6 metres if the front of the garage projects 2.5 metres or less beyond the ground floor main entrance of the dwelling unit;
 - i) the garage door width restriction does not apply to a garage door facing the exterior lot line; and
 - j) the interior garage width, as calculated 3.0 metres from the garage opening shall be a maximum 0.9 metres greater than the maximum cumulative garage door width permitted on the lot;
- (12) Notwithstanding Section 13.5.2.j.2 a garage may face the flankage lot line;
- (13) The following shall apply to a bay, bow or box window:
- a) Notwithstanding Section 6.13 Table 6.13.A the maximum width of a bay, bow or box window with or without foundation shall be 4.5 metres;
 - b) Notwithstanding Section 6.13 Table 6.13.A the maximum depth of a bay, bow or box window with or without foundation shall be 1.0 metres;
 - c) A bay, bow or box window with a maximum depth of 0.6 metres does not need to contain side windows; and
 - d) A bay, bow or box window with a depth greater than 0.6 metres up to a maximum depth of 1.0 metres does need to contain side windows;
- (14) Notwithstanding Section 6.13 Table 6.13.A a porch, balcony and deck is permitted in the interior side yard;
- (15) Notwithstanding Section 10.9.1B.1 the following shall apply:
- a) the minimum driveway width shall be 2.75 metres;
- (16) The driveway width shall not exceed the exterior width of the garage;

2201.3 Shall also be subject to the requirements and restrictions relating

to the R1F-9.0 zone and all the general provisions of this by-law, which are not in conflict with those set out in Section 2201.2.

2202 The lands designated R1F-9.0 – Section 2202 on Schedule A to this by-law;

2202.1 Shall only be used for the purposes permitted in a R1F-9.0 zone;

2202.2 Shall be subject to the following requirements and restrictions:

- (1) Minimum Lot Area:
 - Interior Lot – 225.0 square metres;
 - Corner Lot – 255.0 square metres;
- (2) Minimum Lot Width:
 - Interior Lot – 9.0 metres;
 - Corner Lot – 10.8 metres;
- (3) Minimum Lot Depth: No minimum required;
- (4) Minimum Front Yard Depth:
 - a) 3.0 metres;
 - b) 5.5 metres to a garage door facing the front lot line;
 - c) 4.5 metres to the front of a garage from a daylight rounding/triangle;
 - d) the main wall of a dwelling may encroach into the front yard to within 1.0 metre of a daylight rounding/triangle;
 - e) a porch and/or balcony with or without foundation or cold cellar may encroach 2.0 metres into the minimum front yard;
 - f) a porch and/or balcony with or without foundation or cold cellar including eaves and cornices may encroach into the front yard to within 0.0 metres of a daylight rounding/triangle;
 - g) a bay window, bow window or box window with or without foundation or cold cellar may encroach 1.0 metres into the minimum front yard;
 - h) a bay window, bow window or box window with or without foundation or cold cellar including eaves and cornices may encroach into the front yard to within 0.0 metres of a daylight rounding/triangle; and
 - i) 5.5 metres to one garage and 1.0 metres to the second garage for a staggered two car garage on lots 11.0m and greater;
- (5) Minimum Exterior Side Yard:
 - a) 3.0 metres
 - b) 1.2 metres where the exterior side yard abuts a public or private lane;
 - c) 5.5 metres to a garage door facing the exterior side yard for corner lots 11.0 metres or greater;
 - d) the main wall of a dwelling may encroach into the exterior side yard to within 1.0 metres of a daylight rounding/triangle;
 - e) a porch and/or balcony with or without foundation or cold cellar and chimney may encroach 2.0 metres into the minimum exterior side yard;
 - f) a porch and/or balcony with or without foundation or cold cellar including eaves and cornices may encroach into the exterior side yard to within 0.0 metres of a daylight rounding triangle;

- g) a bay window, bow window or box window with or without foundation and a porch or cold cellar including eaves and cornices may encroach into the exterior side yard to within 0.0 metres of a daylight rounding/triangle;
 - h) a bay window, bow window or box window with or without foundation or cold cellar may encroach 1.0 metres into the minimum exterior side yard; and
 - i) for corner lots with a 1.2 metres exterior side yard adjacent to a lane, the maximum encroachment of any type into an exterior side yard shall be 0.5 metres;
- (6) Minimum Rear Yard Setback:
- a) 3.0 metres for an interior lot;
 - b) 3.0 metres for a corner lot
 - c) 1.5 metres to a rear yard for a walkout balcony or uncovered terrace on the second storey, or wood deck off the main floor, or an open roofed porch and or uncovered terrace not exceeding one storey;
 - d) 0.6 metres to an accessory building and/or to the side wall of a garage, where access to the garage is from the exterior side yard for lots greater than 11.0 metres; and
 - e) a bay window, bow window or box window with or without foundation and a porch or cold cellar may encroach 1.0 metre into the minimum rear yard;
- (7) Minimum Interior Side Yard:
- a) 1.2 metres on one side and 0.6 metres on the other side provided that the combined total for each interior lot is 1.8 metres;
 - b) Interior side yards between two lots can be paired at 0.6 metres per paired lots, and or 1.2 metres and 0.6 metres per paired lots and or at 1.2 metre and 1.2 metres per paired lots;
 - c) 1.2 metres where the side yard abuts a public walkway or a non-residential zone;
 - d) 0.6 metres for a corner lot abutting another interior lot with a side yard of 0.6 metres, for a total of 1.2 metres between buildings;
 - e) 0.3 metres to a porch and or balcony with or without foundation or cold cellar;
 - f) 0.6 metres to an accessory building; and
 - g) 0.7 metres to a bay, bow, or box window with or without foundation or cold cellar;
- (8) Maximum Building Height – 11.0 metres
- (9) Minimum Landscaped Open Space:
- a) those portions of all yards not occupied by permitted structures, accessory structures, permitted encroachments and permitted driveway shall consist of landscaped Open Space;
- (10) No garage may project more than 1.5 metres beyond the porch or front wall of a dwelling;
- (11) The following provisions apply to garages:
- a) the maximum cumulative garage door width for lots, with a lot width less than 10.4 metres shall be 3.7 metres;
 - b) the maximum cumulative garage door width for lots, with a lot width equal to or greater than 10.4 metres but less than 11.0 metres shall be 4.6 metres;

- c) the maximum cumulative garage door width for lots, with a lot width equal to or greater than 11.0 metres but less than 12.5 metres shall be 5.0 metres;
- d) the maximum cumulative garage door width for lots, with a lot width equal to or greater than 12.5 metres but less than 14.0 metres shall be 5.5 metres;
- e) for lots greater than 14.0 metres wide the maximum cumulative interior garage width shall be 6.4 metres or 50% of the dwelling unit width whichever is greater;
- f) a two bay garage shall be permitted on a corner lot when accessed from the front yard for lots 11.0 metres or greater;
- g) a three bay garage shall be permitted on a corner lot when accessed from the exterior side yard for corner lots greater than 11.0 metres;
- h) the garage door width may be widened by an extra 0.6 metres if the front of the garage projects 2.5 metres or less beyond the ground floor main entrance of the dwelling unit;
- i) the garage door width restriction does not apply to a garage door facing the exterior lot line; and
- j) the interior garage width, as calculated 3.0 metres from the garage opening shall be a maximum 0.9 metres greater than the maximum cumulative garage door width permitted on the lot;

(12) Notwithstanding Section 13.5.2.j.2 a garage may face the flankage lot line;

(13) The following shall apply to a bay, bow or box window:

- a) Notwithstanding Section 6.13 Table 6.13.A the maximum width of a bay, bow or box window with or without foundation shall be 4.5 metres;
- b) Notwithstanding Section 6.13 Table 6.13.A the maximum depth of a bay, bow or box window with or without foundation shall be 1.0 metres;
- c) A bay, bow or box window with a maximum depth of 0.6 metres does not need to contain side windows; and
- d) A bay, bow or box window with a depth greater than 0.6 metres up to a maximum depth of 1.0 metres does need to contain side windows;

(14) Notwithstanding Section 6.13 Table 6.13.A a porch, balcony and deck is permitted in the interior side yard;

(15) Notwithstanding Section 10.9.1B.1 the following shall apply:

- a) the minimum driveway width shall be 2.75 metres;

(16) The driveway width shall not exceed the exterior width of the garage;

(17) 60 square metres of at grade outdoor amenity space must be provided within the rear yard, and/or interior side yard and/or exterior side yard:

2202.3 Shall also be subject to the requirements and restrictions relating to the R1F-9.0 zone and all the general provisions of this by-law, which are not in conflict with those set out in Section 2202.2.

2209 The lands designated R1F-9.0 – Section 2209 on Schedule A to this by-law;

- 2209.1 Shall only be used for the purposes permitted in a R1F-9.0 zone;
- 2209.2 Shall be subject to the following requirements and restrictions:
- (1) Minimum Lot Area:
 - Interior Lot – 225.0 square metres;
 - Corner Lot – 255.0 square metres;
 - (2) Minimum Lot Width:
 - Interior Lot – 9.0 metres;
 - Corner Lot – 10.8 metres;
 - (3) Minimum Lot Depth: 25.0 metres;
 - (4) Minimum Front Yard Depth:
 - a) 3.0 metres;
 - b) 5.5 metres to a garage door facing the front lot line;
 - c) 4.5 metres to the front of a garage from a daylight rounding/triangle;
 - d) the main wall of a dwelling may encroach into the front yard to within 1.0 metres of a daylight rounding/triangle;
 - e) a porch and/or balcony with or without foundation or cold cellar may encroach 2.0 metres into the minimum front yard;
 - f) a porch and/or balcony with or without foundation or cold cellar including eaves and cornices may encroach into the front yard to within 0.0 metres of a daylight rounding/triangle;
 - g) a bay window, bow window or box window with or without foundation or cold cellar may encroach 1.0 metres into the minimum front yard;
 - h) a bay window, bow window or box window with or without foundation or cold cellar including eaves and cornices may encroach into the front yard to within 0.0 metres of a daylight rounding/triangle; and
 - i) 5.5 metres to one garage and 1.0 metres to the second garage for a staggered two car garage on lots 11.0m and greater;
 - (5) Minimum Exterior Side Yard:
 - a) 3.0 metres
 - b) 1.2 metres where the exterior side yard abuts a public or private lane;
 - c) 5.5 metres to a garage door facing the exterior side yard for corner lots 11.0 metres or greater;
 - d) the main wall of a dwelling may encroach into the exterior side yard to within 1.0 metres of a daylight rounding/triangle;
 - e) a porch and/or balcony with or without foundation or cold cellar and chimney may encroach 2.0 metres into the minimum exterior side yard;
 - f) a porch and/or balcony with or without foundation or cold cellar including eaves and cornices may encroach into the exterior side yard to within 0.0 metres of a daylight rounding triangle;
 - g) a bay window, bow window or box window with or without foundation and a porch or cold cellar including eaves and cornices may encroach into the exterior side yard to within 0.0 metres of a daylight rounding/triangle;

- h) a bay window, bow window or box window with or without foundation or cold cellar may encroach 1.0 metres into the minimum exterior side yard; and
 - i) for corner lots with a 1.2 metres exterior side yard adjacent to a lane, the maximum encroachment of any type into an exterior side yard shall be 0.5 metres;
- (6) Minimum Rear Yard Setback:
- a) 6.0 metres for an interior lot;
 - b) 3.0 metres for a corner lot provided that not less than 50% of the unit width is setback 6.0 metres from the rear lot line;
 - c) 3.5 metres to a walkout balcony or uncovered terrace on the second storey, or wood deck off the main floor;
 - d) 0.6 metres to an accessory building and/or to the side wall of a garage, where access to the garage is from the exterior side yard for lots greater than 11.0 metres;
 - e) 4.5 metres for open roofed porches and or uncovered terraces not exceeding one storey; and
 - f) a bay window, bow window or box window with or without foundation and a porch or cold cellar may encroach 1.0 metres into the minimum rear yard;
- (7) Minimum Interior Side Yard:
- a) 1.2 metres on one side and 0.6 metres on the other side provided that the combined total for interior each lot is 1.8 metres;
 - b) Interior side yards between two lots can be paired at 0.6 metres per paired lots, and or 1.2 metres and 0.6 metres per paired lots and or at 1.2 metres and 1.2 metres per paired lots;
 - c) 1.2 metres where the side yard abuts a public walkway or a non-residential zone;
 - d) 0.6 metres for a corner lot abutting another interior lot with a side yard of 0.6 metres, for a total of 1.2 metres between buildings;
 - e) 0.3 metres to a porch and or balcony with or without foundation or cold cellar;
 - f) 0.6 metres to an accessory building; and
 - g) 0.7 metres to a bay, bow, or box window with or without foundation or cold cellar;
- (8) Maximum Building Height – 11.0 metres
- (9) Minimum Landscaped Open Space:
- a) those portions of all yards not occupied by permitted structures, accessory structures, permitted encroachments and permitted driveway shall consist of landscaped Open Space;
- (10) No garage may project more than 1.5 metres beyond the porch or front wall of a dwelling;
- (11) The following provisions apply to garages:
- a) the maximum cumulative garage door width for lots, with a lot width less than 10.4 metres shall be 3.7 metres;
 - b) the maximum cumulative garage door width for lots, with a lot width equal to or greater than 10.4 metres but less than 11.0 metres shall be 4.6 metres;
 - c) the maximum cumulative garage door width for lots, with a lot width equal to or greater than 11.0 metres but less than 12.5 metres shall be 5.0 metres;

- d) the maximum cumulative garage door width for lots, with a lot width equal to or greater than 12.5 metres but less than 14.0 metres shall be 5.5 metres;
- e) for lots greater than 14.0 metres wide the maximum cumulative interior garage width shall be 6.4 metres or 50% of the dwelling unit width whichever is greater;
- f) a two bay garage shall be permitted on a corner lot when accessed from the front yard for lots 11.0 metres or greater;
- g) a three bay garage shall be permitted on a corner lot when accessed from the exterior side yard for corner lots greater than 11.0 metres;
- h) the garage door width may be widened by an extra 0.6 metres if the front of the garage projects 2.5 metres or less beyond the ground floor main entrance of the dwelling unit;
- i) the garage door width restriction does not apply to a garage door facing the exterior lot line; and
- j) the interior garage width, as calculated 3.0 metres from the garage opening shall be a maximum 0.9 metres greater than the maximum cumulative garage door width permitted on the lot;

(12) Notwithstanding Section 13.5.2.j.2 a garage may face the flankage lot line;

(13) Other Setbacks:

- a) When abutting the TransCanada Pipe Line right-of-way the minimum permanent building setback shall be 7.0 metres; and
- b) When abutting the TransCanada Pipe Line right-of-way the minimum accessory building setback shall be 3.0 metres;

(14) The following shall apply to a bay, bow or box window:

- a) Notwithstanding Section 6.13 Table 6.13.A the maximum width of a bay, bow or box window with or without foundation shall be 4.5 metres;
- b) Notwithstanding Section 6.13 Table 6.13.A the maximum depth of a bay, bow or box window with or without foundation shall be 1.0 metres;
- c) A bay, bow or box window with a maximum depth of 0.6 metres does not need to contain side windows; and
- d) A bay, bow or box window with a depth greater than 0.6 metres up to a maximum depth of 1.0 metres does need to contain side windows;

(15) Notwithstanding Section 6.13 Table 6.13.A a porch, balcony and deck is permitted in the interior side yard;

(16) Notwithstanding Section 10.9.1B.1 the following shall apply:

- a) the minimum driveway width shall be 2.75 metres;

(17) The driveway width shall not exceed the exterior width of the garage;

2209.3 Shall also be subject to the requirements and restrictions relating to the R1F-9.0 zone and all the general provisions of this by-law, which are not in conflict with those set out in Section 2209.2.

- 2210 The lands designated R1F-9.0 – Section 2210 on Schedule A to this by-law;
- 2210.1 Shall only be used for the purposes permitted in a R1F-9.0 zone;
- 2210.2 Shall be subject to the following requirements and restrictions:
- (1) Minimum Lot Area:
 - Interior Lot – 225.0 square metres;
 - Corner Lot – 255.0 square metres;
 - (2) Minimum Lot Width:
 - Interior Lot – 9.0 metres;
 - Corner Lot – 10.8 metres;
 - (3) Minimum Lot Depth: No minimum required;
 - (4) Minimum Front Yard Depth:
 - a) 3.0 metres;
 - b) 5.5 metres to a garage door facing the front lot line;
 - c) 4.5 metres to the front of a garage from a daylight rounding/triangle;
 - d) the main wall of a dwelling may encroach into the front yard to within 1.0 metre of a daylight rounding/triangle;
 - e) a porch and/or balcony with or without foundation or cold cellar may encroach 2.0 metres into the minimum front yard;
 - f) a porch and/or balcony with or without foundation or cold cellar including eaves and cornices may encroach into the front yard to within 0.0 metres of a daylight rounding/triangle;
 - g) a bay window, bow window or box window with or without foundation or cold cellar may encroach 1.0 metres into the minimum front yard;
 - h) a bay window, bow window or box window with or without foundation or cold cellar including eaves and cornices may encroach into the front yard to within 0.0 metres of a daylight rounding/triangle; and
 - i) 5.5 metres to one garage and 1.0 metres to the second garage for a staggered two car garage on lots 11.0m and greater;
 - (5) Minimum Exterior Side Yard:
 - a) 3.0 metres
 - b) 1.2 metres where the exterior side yard abuts a public or private lane;
 - c) 5.5 metres to a garage door facing the exterior side yard for corner lots 11.0 metres or greater;
 - d) the main wall of a dwelling may encroach into the exterior side yard to within 1.0 metres of a daylight rounding/triangle;
 - e) a porch and/or balcony with or without foundation or cold cellar and chimney may encroach 2.0 metres into the minimum exterior side yard;
 - f) a porch and/or balcony with or without foundation or cold cellar including eaves and cornices may encroach into the exterior side yard to within 0.0 metres of a daylight rounding triangle;
 - g) a bay window, bow window or box window with or without foundation and a porch or cold cellar including eaves and cornices may encroach into the exterior side yard to within 0.0 metres of a daylight rounding/triangle;

- h) a bay window, bow window or box window with or without foundation or cold cellar may encroach 1.0 metres into the minimum exterior side yard; and
 - i) for corner lots with a 1.2 metres exterior side yard adjacent to a lane, the maximum encroachment of any type into an exterior side yard shall be 0.5 metres;
- (6) Minimum Rear Yard Setback:
- a) 3.0 metres for an interior lot;
 - b) 3.0 metres for a corner lot
 - c) 1.5 metres to a rear yard for a walkout balcony or uncovered terrace on the second storey, or wood deck off the main floor, or an open roofed porch and or uncovered terrace not exceeding one storey;
 - d) 0.6 metres to an accessory building and/or to the side wall of a garage, where access to the garage is from the exterior side yard for lots greater than 11.0 metres; and
 - e) a bay window, bow window or box window with or without foundation and a porch or cold cellar may encroach 1.0 metre into the minimum rear yard;
- (7) Minimum Interior Side Yard:
- a) 1.2 metres on one side and 0.6 metres on the other side provided that the combined total for each interior lot is 1.8 metres;
 - b) Interior side yards between two lots can be paired at 0.6 metres per paired lots, and or 1.2 metres and 0.6 metres per paired lots and or at 1.2 metre and 1.2 metres per paired lots;
 - c) 1.2 metres where the side yard abuts a public walkway or a non-residential zone;
 - d) 0.6 metres for a corner lot abutting another interior lot with a side yard of 0.6 metres, for a total of 1.2 metres between buildings;
 - e) 0.3 metres to a porch and or balcony with or without foundation or cold cellar;
 - f) 0.6 metres to an accessory building; and
 - g) 0.7 metres to a bay, bow, or box window with or without foundation or cold cellar;
- (8) Maximum Building Height – 11.0 metres
- (9) Minimum Landscaped Open Space:
- a) those portions of all yards not occupied by permitted structures, accessory structures, permitted encroachments and permitted driveway shall consist of landscaped Open Space;
- (10) No garage may project more than 1.5 metres beyond the porch or front wall of a dwelling;
- (11) The following provisions apply to garages:
- a) the maximum cumulative garage door width for lots, with a lot width less than 10.4 metres shall be 3.7 metres;
 - b) the maximum cumulative garage door width for lots, with a lot width equal to or greater than 10.4 metres but less than 11.0 metres shall be 4.6 metres;
 - c) the maximum cumulative garage door width for lots, with a lot width equal to or greater than 11.0 metres but less than 12.5 metres shall be 5.0 metres;

- d) the maximum cumulative garage door width for lots, with a lot width equal to or greater than 12.5 metres but less than 14.0 metres shall be 5.5 metres;
 - e) for lots greater than 14.0 metres wide the maximum cumulative interior garage width shall be 6.4 metres or 50% of the dwelling unit width whichever is greater;
 - f) a two bay garage shall be permitted on a corner lot when accessed from the front yard for lots 11.0 metres or greater;
 - g) a three bay garage shall be permitted on a corner lot when accessed from the exterior side yard for corner lots greater than 11.0 metres;
 - h) the garage door width may be widened by an extra 0.6 metres if the front of the garage projects 2.5 metres or less beyond the ground floor main entrance of the dwelling unit;
 - i) the garage door width restriction does not apply to a garage door facing the exterior lot line; and
 - j) the interior garage width, as calculated 3.0 metres from the garage opening shall be a maximum 0.9 metres greater than the maximum cumulative garage door width permitted on the lot;
- (12) Notwithstanding Section 13.5.2.j.2 a garage may face the flankage lot line;
- (13) Other Setbacks:
- a) When abutting the TransCanada Pipe Line right-of-way the minimum permanent building setback shall be 7.0 metres; and
 - b) When abutting the TransCanada Pipe Line right-of-way the minimum accessory building setback shall be 3.0 metres;
- (14) The following shall apply to a bay, bow or box window:
- a) Notwithstanding Section 6.13 Table 6.13.A the maximum width of a bay, bow or box window with or without foundation shall be 4.5 metres;
 - b) Notwithstanding Section 6.13 Table 6.13.A the maximum depth of a bay, bow or box window with or without foundation shall be 1.0 metres;
 - c) A bay, bow or box window with a maximum depth of 0.6 metres does not need to contain side windows; and
 - d) A bay, bow or box window with a depth greater than 0.6 metres up to a maximum depth of 1.0 metres does need to contain side windows;
- (15) Notwithstanding Section 6.13 Table 6.13.A a porch, balcony and deck is permitted in the interior side yard;
- (16) Notwithstanding Section 10.9.1B.1 the following shall apply:
- a) the minimum driveway width shall be 2.75 metres;
- (17) The driveway width shall not exceed the exterior width of the garage;
- (18) 60 square metres of at grade outdoor amenity space must be provided within the rear yard, and/or interior side yard and/or exterior side yard:

2210.3 Shall also be subject to the requirements and restrictions relating

to the R1F-9.0 zone and all the general provisions of this by-law, which are not in conflict with those set out in Section 2210.2.

- 2203 The lands designated R2E-7.2 – Section 2203 on Schedule A to this by-law;
- 2203.1 Shall only be used for the purposes permitted in a R2E-7.2 zone;
- 2203.2 Shall be subject to the following requirements and restrictions:
- (1) Minimum Lot Area:
Interior Lot – 175.0 square metres;
Corner Lot – 220.0 square metres;
 - (2) Minimum Lot Width:
Interior Lot – 7.2 metres;
Corner Lot – 9.0 metres;
 - (3) Minimum Lot Depth: 25.0 metres;
 - (4) Minimum Front Yard Depth:
 - a) 3.0 metres;
 - b) 5.5 metres to a garage door facing the front lot line;
 - c) 4.5 metres to the front of a garage from a daylight rounding/triangle;
 - d) the main wall of a dwelling may encroach into the front yard to within 1.0 metres of a daylight rounding/triangle;
 - e) a porch and/or balcony with or without foundation or cold cellar may encroach 2.0 metres into the minimum front yard;
 - f) a porch and/or balcony with or without foundation or cold cellar including eaves and cornices may encroach into the front yard to within 0.0 metres of a daylight rounding/triangle;
 - g) a bay window, bow window or box window with or without foundation or cold cellar may encroach 1.0 metres into the minimum front yard; and
 - h) a bay window, bow window or box window with or without foundation or cold cellar including eaves and cornices may encroach into the front yard to within 0.0 metres of a daylight rounding/triangle;
 - (5) Minimum Exterior Side Yard:
 - a) 3.0 metres
 - b) 1.2 metres where the exterior side yard abuts a public or private lane;
 - c) 5.5 metres to a garage door facing the exterior side yard for corner lots 11.0 metres or greater;
 - d) the main wall of a dwelling may encroach into the exterior side yard to within 1.0 metres of a daylight rounding/triangle;
 - e) a porch and/or balcony with or without foundation or cold cellar including eaves and cornices and chimney may encroach 2.0 metres into the minimum exterior side yard;
 - f) a porch and/or balcony with or without foundation or cold cellar including eaves and cornices may encroach into the exterior side yard to within 0.0 metres of a daylight rounding/triangle;
 - g) a bay window, bow window or box window with or without foundation and a porch or cold cellar including

- eaves and cornices may encroach into the exterior side yard to within 0.0 metres of a daylight rounding/triangle
- h) a bay window, bow window or box window with or without foundation or cold cellar may encroach 1.0 metres into the minimum exterior side yard; and
 - i) a bay window, bow window or box window with or without foundation or cold cellar including eaves and cornices may encroach into the front yard to within 0.0 metres of a daylight rounding/triangle;
 - j) for corner lots with a 1.2 metres exterior side yard adjacent to a lane, the maximum encroachment of any type into an exterior side yard shall be 0.5 metres;
- (6) Minimum Rear Yard:
- a) 6.0 metres for an interior lot;
 - b) 3.0 metres for a corner unit provided that not less than 50% of the unit width is setback 6.0 metres from the rear lot line;
 - c) 3.5 metres to a walkout balcony or uncovered terrace on the second storey or a wood deck off the main floor;
 - d) 0.6 metres to an accessory building and/or to the side wall of a garage, where access to the garage is from the exterior side yard;
 - e) a bay window, bow window or box window with or without foundation and a porch or cold cellar may encroach 1.0 metres into the rear yard; and
 - f) Section 10.13.3 shall not apply;
- (7) Minimum Interior Side Yard:
- a) 1.2 metres and 0.0 metres when abutting side lot line coincides with a common wall between two dwellings;
 - b) 0.3 metres to a porch and or balcony with or without foundation or cold cellar;
 - c) 0.6 metres to an accessory building; and
 - d) 0.7 metres to a bay, bow, or box window with or without foundation or cold cellar;
- (8) Maximum Building Height – 14.0 metres
- (9) Minimum Landscaped Open Space:
- a) those portions of all yards not occupied by permitted structures, accessory structures, permitted encroachments and permitted driveway shall consist of landscaped Open Space;
- (10) No garage may project more than 1.5 metres beyond the porch or front wall of a dwelling;
- (11) The following provisions apply to garages:
- a) the maximum cumulative garage door width for lots, with a lot width equal to 7.2 metres but less than 9.0 metres shall be 3.7 metres;
 - b) the maximum cumulative garage door width for lots, with a lot width equal to or greater than 9.0 metres but less than 11.0 metres shall be 4.6 metres;
 - c) the maximum cumulative garage door width for lots, with a lot width equal to or greater than 11.0 metres but less than 12.5 metres shall be 5.0 metres;
 - d) the maximum cumulative garage door width for lots, with a lot width equal to or greater than 12.5 metres but less than 14.0 metres shall be 5.5 metres;

- e) for lots greater than 14.0 metres wide the maximum cumulative interior garage width shall not exceed 50% of the dwelling unit width or 6.4 metres whichever is greater;
 - f) 5.5 metres for a garage door for a corner unit equal to or greater than 9.0 when the main entrance to the dwelling is from the exterior side yard;
 - g) a two bay garage shall be permitted on a corner lot when accessed from the front yard for lots greater than 11.0 metres;
 - h) a three bay garage shall be permitted on a corner lot when accessed from the exterior side yard for corner lots greater than 11.0 metres;
 - i) the garage door width may be widened by an extra 0.6 metres if the front of the garage projects 2.5 metres or less beyond the ground floor main entrance of the dwelling unit;
 - j) the garage door width restriction does not apply to a garage door facing the exterior lot line; and
 - k) the interior garage width, as calculated 3.0 metres from the garage opening shall be a maximum 0.9 metres greater than the maximum cumulative garage door width permitted on the lot;
- (12) Notwithstanding Section 15.8.2.k.2 a garage may face the flankage lot line;
- (13) The following shall apply to a bay, bow or box window:
- a) Notwithstanding Section 6.13 Table 6.13.A the maximum width of a bay, bow or box window with or without foundation shall be 4.5 metres;
 - b) Notwithstanding Section 6.13 Table 6.13.A the maximum depth of a bay, bow or box window with or without foundation shall be 1.0 metres;
 - c) A bay, bow or box window with a maximum depth of 0.6 metres does not need to contain side windows; and
 - d) A bay, bow or box window with a depth greater than 0.6 metres up to a maximum depth of 1.0 metres does need to contain side windows;
- (14) Notwithstanding Section 6.13 Table 6.13.A a porch, balcony and deck is permitted in the interior side yard;
- (15) Notwithstanding Section 10.9.1B.1 the following shall apply:
- a) the minimum driveway width shall be 2.75 metres;
- (16) The driveway width shall not exceed the exterior width of the garage;
- (17) Section 10.12 shall not apply;

2203.3 Shall also be subject to the requirements and restrictions relating to the R2E-7.2 zone and all the general provisions of this by-law, which are not in conflict with those set out in Section 2203.2.

2204 The lands designated R3E-5.5 – Section 2204 on Schedule A to this by-law;

2204.1 Shall only be used for the purposes permitted in a R3E-5.5 zone;

2204.2 Shall be subject to the following requirements and restrictions:

(1) Minimum Lot Area:

Interior Lot – 129.0 square metres;
 Corner Lot – 185.0 square metres;
 End Lot - 155.0 square metres;

- (2) Minimum Lot Width:
 Interior Lot – 5.5 metres;
 Corner Lot – 8.5 metres;
 End Lot - 6.7 metres;
- (3) Minimum Lot Depth: 23.5 metres;
- (4) Minimum Front Yard Depth:
- a) 3.0 metres;
 - b) 5.5 metres to garage door facing the front lot line;
 - c) 4.5 metres to the front of the garage from a daylight rounding/triangle;
 - d) the main wall of a dwelling may encroach into the front yard to within 1.0 metres of a daylight rounding/triangle;
 - e) a porch and/or balcony with or without foundation or cold cellar may encroach 2.0 metres into the minimum front yard;
 - f) a porch and/or balcony with or without foundation or cold cellar including eaves and cornices may encroach into the front yard to within 0.0 metres of a daylight rounding/triangle;
 - g) a bay window, bow window or box window with or without foundation or cold cellar may encroach 1.0 metres into the minimum front yard; and
 - h) a bay window, bow window or box window with or without foundation or cold cellar including eaves and cornices may encroach into the front yard to within 0.0 metres of a daylight rounding/triangle;
- (5) Minimum Exterior Side Yard:
- a) 3.0 metres
 - b) 1.2 metres where the exterior side yard abuts a public or private lane;
 - c) 5.5 metres to a garage door facing the exterior side yard for corner lots 11.0 metres or greater;
 - d) the main wall of a dwelling may encroach into the exterior side yard to within 1.0 metres of a daylight rounding/triangle;
 - e) a porch and/or balcony with or without foundation or cold cellar and chimney may encroach 2.0 metres into the minimum exterior side yard;
 - f) a porch and/or balcony with or without foundation or cold cellar including eaves and cornices may encroach into the exterior side yard to within 0.0 metres of a daylight rounding/triangle;
 - g) a bay window, bow window or box window with or without foundation and a porch or cold cellar including eaves and cornices may encroach into the exterior side yard to within 0.0 metres of a daylight rounding/triangle;
 - h) a bay window, bow window or box window with or without foundation or cold cellar may encroach 1.0 metres into the minimum exterior side yard; and
 - i) for corner lots with a 1.2 metres exterior side yard adjacent to a lane, the maximum encroachment of any type into an exterior side yard shall be 0.5 metres;
- (6) Minimum Rear Yard
- a) 5.0 metres for an interior lot;

- b) 3.0 metres for a corner lot provided that not less than 50% of the unit width is setback 5.0 metres from the rear lot line;
 - c) 3.5 metres to a walkout balcony or uncovered terrace on the second storey, or wood deck off the main floor;
 - d) 0.6 metres accessory building and/or to the side wall of a garage, where access to the garage is from the exterior side yard;
 - e) a bay window, bow window or box window with or without foundation and a porch or cold cellar may encroach 1.0 metres into the rear yard; and
 - f) Section 10.13.3 shall not apply;
- (7) Minimum Interior Side Yard:
- a) 1.2 metres and 0.0 metres when abutting side lot line coincides with a common wall between two dwellings;
 - b) 0.6 metres to an accessory building; and
 - c) 0.7 metres to a bay, bow, or box window with or without foundation or cold cellar;
- (8) Maximum Building Height – 14.0 metres;
- (9) Notwithstanding Section 16.10.2.d, no minimum dwelling unit width required;
- (10) Minimum Landscaped Open Space:
- a) those portions of all yards not occupied by permitted structures, accessory structures, permitted encroachments and permitted driveway shall consist of landscaped Open Space;
- (11) No garage may project more than 1.5 metres beyond the porch or front wall of a dwelling;
- (12) The following provisions apply to garages:
- a) the maximum cumulative garage door width for interior lots, with a lot width less than 6.0 metres shall be 3.7 metres;
 - b) the maximum cumulative garage door width for interior lots, with a lot width equal to 6.0 metres but less than 9.8 metres shall be 4.6 metres;
 - c) the maximum cumulative garage door width for interior lots, with a lot width equal to 9.8 metres but less than 10.7 metres shall be 5.0 metres;
 - d) the maximum cumulative garage door width for interior lots equal to 10.7 metres but less than 12.2 metres shall be 5.5 metres;
 - e) the maximum cumulative garage door width for corner lot, with a lot width equal to or greater than 6.0 metres shall be 5.5 metres;
 - f) a two bay garage shall be permitted on a corner lot;
 - g) the garage door width may be widened by an extra 0.6 metres if the front of the garage projects 2.5 metres or less beyond the ground floor main entrance of the dwelling unit;
 - h) the garage door width restriction does not apply to a garage door facing the exterior lot line; and
 - i) the interior garage width, as calculated 3.0 metres from the garage opening shall be a maximum 0.9 metres greater than the maximum garage door width permitted on the lot;

- (13) Notwithstanding Section 16.10.2.k.2 a garage may face the flankage lot line;
- (14) The following shall apply to a bay, bow or box window:
- a) Notwithstanding Section 6.13 Table 6.13.A the maximum width of a bay, bow or box window with or without foundation shall be 4.5 metres;
 - b) Notwithstanding Section 6.13 Table 6.13.A the maximum depth of a bay, bow or box window with or without foundation shall be 1.0 metres;
 - c) A bay, bow or box window with a maximum depth of 0.6 metres does not need to contain side windows; and
 - d) A bay, bow or box window with a depth greater than 0.6 metres up to a maximum depth of 1.0 metres does need to contain side windows;
- (15) Notwithstanding Section 6.13 Table 6.13.A a porch, balcony and deck is permitted in the interior side yard;
- (16) Notwithstanding Section 10.13.2 the following shall apply:
- a) front to rear yard access shall be permitted via non habitable rooms and with more than a two step grade difference;
- (17) Notwithstanding Section 10.9.1B.1 the following shall apply:
- a) the minimum driveway width shall be 2.75 metres;
- (18) The driveway width shall not exceed the exterior width of the garage;
- (19) Section 10.12 shall not apply;
- 2204.3 Shall also be subject to the requirements and restrictions relating to the R3E-5.5 zone and all the general provisions of this by-law, which are not in conflict with those set out in Section 2204.2.
- 2211 The lands designated R3E-5.5 – Section 2211 on Schedule A to this by-law;
- 2211.1 Shall only be used for the purposes permitted in a R3E-5.5 zone;
- 2211.2 Shall be subject to the following requirements and restrictions:
- (1) Minimum Lot Area:
Interior Lot – 129.0 square metres;
Corner Lot – 185.0 square metres;
End Lot - 155.0 square metres;
 - (2) Minimum Lot Width:
Interior Lot – 5.5 metres;
Corner Lot – 8.5 metres;
End Lot - 6.7 metres;
 - (3) Minimum Lot Depth: 23.5 metres;
 - (4) Minimum Front Yard Depth:
 - a) 3.0 metres;
 - b) 5.5 metres to garage door facing the front lot line;
 - c) 4.5 metres to the front of the garage from a daylight rounding/triangle;
 - d) the main wall of a dwelling may encroach into the front yard to within 1.0 metres of a daylight rounding/triangle;

- e) a porch and/or balcony with or without foundation or cold cellar may encroach 2.0 metres into the minimum front yard;
 - f) a porch and/or balcony with or without foundation or cold cellar including eaves and cornices may encroach into the front yard to within 0.0 metres of a daylight rounding/triangle;
 - g) a bay window, bow window or box window with or without foundation or cold cellar may encroach 1.0 metres into the minimum front yard; and
 - h) a bay window, bow window or box window with or without foundation or cold cellar including eaves and cornices may encroach into the front yard to within 0.0 metres of a daylight rounding/triangle;
- (5) Minimum Exterior Side Yard:
- a) 3.0 metres
 - b) 1.2 metres where the exterior side yard abuts a public or private lane;
 - c) 5.5 metres to a garage door facing the exterior side yard for corner lots 11.0 metres or greater;
 - d) the main wall of a dwelling may encroach into the exterior side yard to within 1.0 metres of a daylight rounding/triangle;
 - e) a porch and/or balcony with or without foundation or cold cellar and chimney may encroach 2.0 metres into the minimum exterior side yard;
 - f) a porch and/or balcony with or without foundation or cold cellar including eaves and cornices may encroach into the exterior side yard to within 0.0 metres of a daylight rounding/triangle;
 - g) a bay window, bow window or box window with or without foundation and a porch or cold cellar including eaves and cornices may encroach into the exterior side yard to within 0.0 metres of a daylight rounding/triangle;
 - h) a bay window, bow window or box window with or without foundation or cold cellar may encroach 1.0 metres into the minimum exterior side yard; and
 - i) for corner lots with a 1.2 metres exterior side yard adjacent to a lane, the maximum encroachment of any type into an exterior side yard shall be 0.5 metres;
- (6) Minimum Rear Yard
- a) 5.0 metres for an interior lot;
 - b) 3.0 metres for a corner lot provided that not less than 50% of the unit width is setback 5.0 metres from the rear lot line;
 - c) 3.5 metres to a walkout balcony or uncovered terrace on the second storey, or wood deck off the main floor;
 - d) 0.6 metres accessory building and/or to the side wall of a garage, where access to the garage is from the exterior side yard;
 - e) a bay window, bow window or box window with or without foundation and a porch or cold cellar may encroach 1.0 metres into the rear yard; and
 - f) Section 10.13.3 shall not apply;
- (7) Minimum Interior Side Yard:
- a) 1.2 metres and 0.0 metres when abutting side lot line coincides with a common wall between two dwellings;
 - b) 0.6 metres to an accessory building; and

- c) 0.7 metres to a bay, bow, or box window with or without foundation or cold cellar;
- (8) Maximum Building Height – 14.0 metres;
- (9) For the purposes of this by-law, Mercedes Road shall be deemed to be the front yard;
- (10) Notwithstanding Section 16.10.2.d, no minimum dwelling unit width required;
- (11) Minimum Landscaped Open Space:
- a) those portions of all yards not occupied by permitted structures, accessory structures, permitted encroachments and permitted driveway shall consist of landscaped Open Space;
- (12) No garage may project more than 1.5 metres beyond the porch or front wall of a dwelling;
- (13) The following provisions apply to garages:
- a) the maximum cumulative garage door width for interior lots, with a lot width less than 6.0 metres shall be 3.7 metres;
 - b) the maximum cumulative garage door width for interior lots, with a lot width equal to 6.0 metres but less than 9.8m shall be 4.6 metres;
 - c) the maximum cumulative garage door width for interior lots, with a lot width equal to 9.8 metres but less than 10.7 metre shall be 5.0 metres;
 - d) the maximum cumulative garage door width for interior end lots, with a lot width equal to 10.7 metres but less than 12.2 metre shall be 5.5 metres;
 - e) the maximum cumulative garage door width for corner lot, with a lot width equal to or greater than 6.0 metres shall be 5.5 metres;
 - f) a two bay garage shall be permitted on a corner lot;
 - g) the garage door width may be widened by an extra 0.6 metres if the front of the garage projects 2.5 metres or less beyond the ground floor main entrance of the dwelling unit;
 - h) the garage door width restriction does not apply to a garage door facing the exterior lot line; and
 - i) the interior garage width, as calculated 3.0 metres from the garage opening shall be a maximum 0.9 metres greater than the maximum garage door width permitted on the lot;
- (14) Notwithstanding Section 16.10.2.k.2 a garage may face the flankage lot line;
- (15) The following shall apply to a bay, bow or box window:
- a) Notwithstanding Section 6.13 Table 6.13.A the maximum width of a bay, bow or box window with or without foundation shall be 4.5 metres;
 - b) Notwithstanding Section 6.13 Table 6.13.A the maximum depth of a bay, bow or box window with or without foundation shall be 1.0 metres;
 - c) A bay, bow or box window with a maximum depth of 0.6m does not need to contain side windows; and

- d) A bay, bow or box window with a depth greater than 0.6m up to a maximum depth of 1.0 metres does need to contain side windows;
- (16) Notwithstanding Section 6.13 Table 6.13.A a porch, balcony and deck is permitted in the interior side yard;
- (17) Notwithstanding Section 10.13.2 the following shall apply:
- a) front to rear yard access shall be permitted via non habitable rooms and with more than a two step grade difference;
- (18) Notwithstanding Section 10.9.1B.1 the following shall apply:
- a) the minimum driveway width shall be 2.75 metres;
- (19) The driveway width shall not exceed the exterior width of the garage;
- (20) Section 10.12 shall not apply;
- 2211.3 Shall also be subject to the requirements and restrictions relating to the R3E-5.5 zone and all the general provisions of this by-law, which are not in conflict with those set out in Section 2211.2.
- 2205 The lands designated R3E-4.4 – Section 2205 on Schedule A to this by-law;
- 2205.1 Shall only be used for the purposes permitted in a R3E-4.4 zone;
- 2205.2 Shall be subject to the following requirements and restrictions:
- (1) Minimum Lot Area:
 - Interior Lot – 70.0 square metres;
 - Corner Lot – 110.0 square metres;
 - End Lot – 90.0 square metres;
 - (2) Minimum Lot Width:
 - Interior Lot – 4.4 metres;
 - Corner Lot – 7.4 metres;
 - End Lot – 5.6 metres;
 - (3) Minimum Lot Depth: 16.9 metres;
 - (4) Minimum Front Yard Depth:
 - a) 0.0 metres;
 - (5) Minimum Exterior Side Yard:
 - a) 3.0 metres
 - b) 1.2 metres where the exterior side yard abuts a public or private lane;
 - c) the main wall of a dwelling may encroach into the exterior side yard to within 1.0 metres of a daylight rounding/triangle;
 - d) a porch and/or balcony with or without foundation or cold cellar and chimney may encroach 2.0 metres into the minimum exterior side yard;
 - e) a porch and/or balcony with or without foundation or cold cellar including eaves and cornices may encroach into the exterior side yard to within 0.0 metres of a daylight rounding/ triangle;
 - f) a bay window, bow window or box window with or without foundation and a porch or cold cellar including eaves

- and cornices may encroach into the exterior side yard to within 0.0 metres of a daylight rounding/triangle;
- g) a bay window, bow window or box window with or without foundation or cold cellar may encroach 1.0 metres into the minimum exterior side yard; and
 - h) for corner lots with a 1.2 metres exterior side yard adjacent to a lane, the maximum encroachment of any type into an exterior side yard shall be 0.5 metres;
- (6) Minimum Rear Yard:
- a) No minimum rear yard depth shall apply, except when a garage door is accessed by a rear lane, then the minimum setback to a garage door is 1.0m metres;
- (7) Minimum Interior Side Yard:
- a) 1.2 metres and 0.0 metres when abutting side lot line coincides with a common wall between two dwellings;
 - b) 0.5 metres to a detached garage;
 - c) 0.0 metres when abutting side lot line coincides with a common wall between two garages;
 - d) 0.5 metres into the 1.2 metre interior side yard for a bay window, bow window, or box window with or without foundation or cold cellar;
 - e) 0.6 metres to an accessory building, except for a detached garage; and
 - f) 0.7 metres to a bay, bow, or box window with or without foundation or cold cellar;
- (8) Maximum Building Height – 14.0 metres
- (9) Notwithstanding Section 16.10.2.d, no minimum dwelling unit width required;
- (10) Minimum Landscaped Open Space:
- a) those portions of all yards not occupied by permitted structures, accessory structures, permitted encroachments and permitted driveway shall consist of landscaped Open Space;
- (11) Maximum Lot Coverage – no requirement;
- (12) Minimum Amenity Area:
- a) 5.0 square metres shall be provided either on a balcony/uncovered terrace on the second or third floor, or in the rear yard at ground level;
- (13) The following provisions apply to garages:
- a) a garage door width shall not exceed the width of any unit or main wall of a dwelling; and
 - b) notwithstanding Section 10.4.1 (g) a detached garage may exceed 24 square metres;
- (14) The following shall apply to a bay, bow or box window:
- a) Notwithstanding Section 6.13 Table 6.13.A the maximum width of a bay, bow or box window with or without foundation shall be 4.5 metres;
 - b) Notwithstanding Section 6.13 Table 6.13.A the maximum depth of a bay, bow or box window with or without foundation shall be 1.0 metres;
 - c) A bay, bow or box window with a maximum depth of 0.6 metres does not need to contain side windows; and

- d) A bay, bow or box window with a depth greater than 0.6 metres up to a maximum depth of 1.0 metres does need to contain side windows;
- (15) Notwithstanding Section 6.13 Table 6.13.A a porch, balcony and deck is permitted in the interior side yard;
- (16) Notwithstanding Section 10.13.2 front to rear yard pedestrian access through the dwelling unit does not need to be provided;
- (17) Section 10.13.3 shall not apply;
- (18) Notwithstanding Section 10.9.1B.1 the following shall apply:
- a) the minimum driveway width shall be 2.75 metres and the maximum width of the driveway shall not exceed the width of any unit;
- (19) The driveway width shall not exceed the width of the lot;
- (20) Section 10.12 shall not apply;
- (21) Notwithstanding Sections 10.9.1 A and 10.9.1.B.7, the following shall apply:
- a) a minimum of 1 parking space for each residential unit shall be provided on each lot;
- (22) Section 10.9.1.4) shall not apply;
- (23) Air conditioning units are permitted to be located on a balcony or uncovered terrace;
- (24) A public/private lane is deemed to be a street for zoning purposes;
- (25) For zoning purposes the rear lot line is deemed to be the lot line abutting a public/private lane;
- (26) For zoning purposes, when a lot abuts an open space zone (OS), the lot line abutting the open space zone shall be deemed to be the front lot line, and the lot line abutting a laneway shall be deemed to be the rear lot line. Therefore Section 6.6 shall not apply;
- 2205.3 Shall also be subject to the requirements and restrictions relating to the R3E-4.4 zone and all the general provisions of this by-law, which are not in conflict with those set out in Section 2205.2.
- 2206 The lands designated R3E-6.0 - Section 2206 shall be subject to the following requirements and restrictions:
- 2206.1 Shall only be used for the purposes permitted in a R3E-6.0 zone;
- 2206.2 Shall be subject to the following requirements and restrictions:
- (1) Minimum Lot Area:
 - Interior Lot – 78 square metres;
 - Corner Lot – 105 square metres;
 - End Lot – 90.0 square metres;
 - (2) Minimum Lot Width:

Interior Lot – 6.0metres
Corner Lot – 9.0 metres
End Lot – 7.2 metres


- (3) Minimum Lot Depth: 13.0 metres;
- (4) Minimum Front Yard Depth:
- a) 3.0 metres;
 - b) 5.5 metres to a garage door facing the front lot line;
 - c) 4.5 metres to the front of a garage from a daylight rounding/triangle;
 - d) the main wall of a dwelling may encroach into the front yard to within 1.0 metres of a daylight rounding/triangle;
 - e) a porch and/or balcony with or without foundation may encroach 2.0 metres into the minimum front yard;
 - f) a porch and/or balcony with or without foundation may encroach into the front yard to within 1.0 metres of a daylight rounding/triangle;
 - g) a porch and/or balcony with or without foundation or cold cellar including eaves and cornices may encroach into the front yard to within 0.0 metres of a daylight rounding/triangle;
 - h) a bay, bow or box window with or without foundation, may encroach to within 0.0 metres of a daylight rounding/triangle; and
 - i) a bay window, bow window or box window with or without foundation or cold cellar may encroach 1.0 metres into the minimum front yard;
- (5) Minimum Exterior Side Yard Width;
- a) 3.0 metres;
 - b) 1.2 metres to a public lane;
 - c) 5.5 metres to a garage door facing the exterior side yard;
 - d) the main wall of a dwelling may encroach into the exterior side yard to within 1.0 metres of a daylight rounding;
 - e) a porch and /or balcony with or without foundation or cold cellar may encroach 2.0 metres into the minimum exterior side yard;
 - f) a porch and/or balcony with or without foundation or cold cellar including eaves and cornices may encroach into the exterior side yard to within 0.0 metres of a daylight rounding;
 - g) a bay window, bow window or box window with or without foundation or cold cellar and a chimney may encroach 1.0 metres into the minimum exterior side yard;
 - h) a bay window, bow window or box window with or without foundation or cold cellar including eaves and cornices may encroach into the exterior side yard to within 0.0 metres of a daylight rounding/triangle; and
 - i) for corner lots with an exterior side of 1.2m adjacent to a lane, the maximum encroachment of any type into the exterior side yard shall be 0.5 metres;
- (6) Notwithstanding Section 10.13.3, the following shall apply:
- a) Minimum rear yard 0.0 metres;
- (7) Minimum Interior Side Yard Width:
- a) 1.2 metres;

- b) 0.0 metres abutting a side lot line that coincides with the shared common wall between two dwellings; and
 - c) 0.7 metres to a bay, bow, or box window with or without foundation;
- (8) Maximum Building Height: 14.0 metres;
- (9) Minimum landscape Open Space:
- a) Those portions of all yards not occupied by permitted accessory structures, permitted encroachments from the main building and the permitted driveway and sidewalk shall consist of landscaped open space;
- (10) For Back to Back Townhouses, a maximum of 16 dwelling units may be attached in a contiguous structure, provided the structure is only 8 units wide and 2 units deep;
- (11) Minimum Amenity Area:
- a) 5.0 square metres shall be provided either on a balcony/uncovered terrace on the second floor or third floor or in the front yard at ground level;
- (12) Air conditioning units are permitted to be located on a balcony or in the front yard;
- (13) The following provisions apply to garages:
- a) the maximum cumulative garage door width shall be 3.7 metres for interior and end units equal to 6.0 metres;
 - b) the maximum cumulative garage door width for interior lots greater than 6.0 metres but less than 9.8 metres shall be 4.6 metres;
 - c) the maximum cumulative garage door width for interior lots equal to 9.8 metres but less than 10.7 metres shall be 5.0 metres;
 - d) the maximum cumulative garage door width for interior lots equal to 10.7 metres but less than 12.2 metres shall be 5.0 metres;
 - e) the maximum cumulative garage door width for corner lots shall be 4.9 metres;
 - f) a two bay garage shall be permitted on an exterior corner lot;
 - g) the garage door width may be widened by an extra 0.6 metres if the front of the garage is not more than 2.5 metres closer to the front lot line than the ground floor main entrance of the dwelling unit;
 - h) the maximum interior garage width shall be 0.6 metres wider than the permitted maximum cumulative garage door width;
 - i) the garage door width restriction does not apply to a garage door facing the exterior lot line; and
 - j) the interior garage width, as calculated 3.0 metres from the garage opening shall be a maximum 0.9 metres greater than the maximum garage door width permitted on the lot;
- (14) A walkout balcony/uncovered terrace is permitted on the second and third stories;
- (15) The following shall apply to a bay, bow or box window:
- a) Notwithstanding Section 6.13 Table 6.13.A the maximum width of a bay, bow or box window with or without foundation shall be 4.5 metres;

- b) Notwithstanding Section 6.13 Table 6.13.A the maximum depth of a bay, bow or box window with or without foundation shall be 1.0 metres;
 - c) A bay, bow or box window with a maximum depth of 0.6m does not need to contain side windows; and
 - d) A bay, bow or box window with a depth greater than 0.6m up to a maximum depth of 1.0 metres does need to contain side windows;
- (16) Notwithstanding Section 6.13 Table 6.13.A a porch, balcony and deck is permitted in the interior side yard;
- (17) Notwithstanding Section 10.13.4 no more than 16 dwelling units shall be attached;
- (18) Notwithstanding Section 10.9.1 B.1 and 10.9.1.B.7, the following shall apply:
- a) The minimum driveway width shall be 2.75 metres.
- (19) Section 10.9.4 shall not apply;
- (20) Section 10.12 shall not apply;
- 2206.3 Shall also be subject to the requirements and restrictions relating to the R3E-6.0 zone and all the general provisions of this by-law, which are not in conflict with those set out in Section 2206.2.
- 2208 The lands designated I1 – SECTION 2208 on Schedule A to this by-law:
- 2208.1 Shall only be used for the purposes permitted by the I1, and the following permitted purposes:
- (1) R1F-12.5-SECTION 2199, R1F-9.0-SECTION 2201, R2E-7.2-SECTION 2203, R3E-5.5-SECTION-2204, and R3E-4.4-SECTION 2205.
 - (2) A gas regulator facility.
- 2208.2 Shall be subject to the requirements and restrictions relating to the I1, R1F-12.5, R1F-9.0 R2E-7.2, R3E-5.5, R3E-4.4, and R3E-7.0 zones and the general provisions of this by-law not in conflict with those sections 2199.2, 2201.2, 2203.2, 2204.2, and 2205.2.
- (1) Minimum Front Yard for a gas regulator facility:
 - a) 0.0 metres;
 - (2) Minimum Interior Side Yard for a gas regulator facility:
 - a) 0.0 metres;
 - (3) Minimum Exterior Side Yard for a gas regulator facility:
 - a) 0.0 metres;
 - (4) Minimum Rear Yard for a gas regulator facility:
 - a) 0.0 metres;
 - (5) Infrastructure for various other utilities shall be exempt from the requirements and restrictions of Section 2208.2, except that a minimum 3.0 metre setback from the front lot line is required;
- 2208.3 Shall also be subject to the requirements and restrictions relating to the I1 zone and all the general provisions of this by-law, which are not in conflict with those set out in Section 2208.2.

READ a FIRST, SECOND and THIRD TIME, and PASSED in OPEN COUNCIL,


this 30th day of November 2011


SUSAN FENNELLE - MAYOR
Regional Councillor

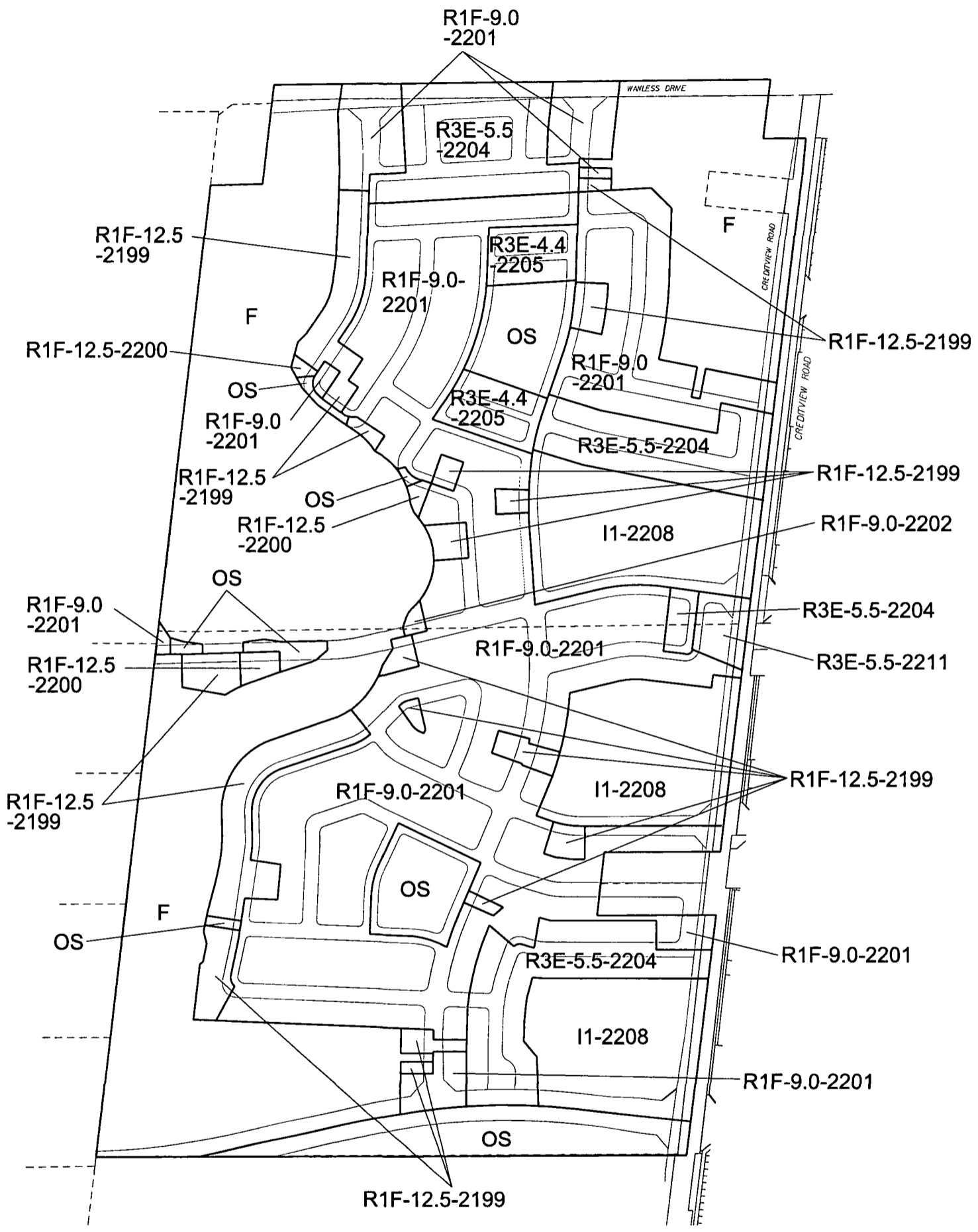
J. Sprovieri
- Acting
Mayor


PETER FAY - CITY CLERK

Approved as to Content:


Dan Kraszewski, MCIP, RPP
Director, Land Development Services


APPROVED
AS TO FORM
LAW DEPT.
BRAMPTON
MRea
DATE 23 11 11



LEGEND

—— ZONE BOUNDARY

PART LOTS 14-15, CONCESSION 4 W.H.S.



CITY OF BRAMPTON
 Planning, Design and Development

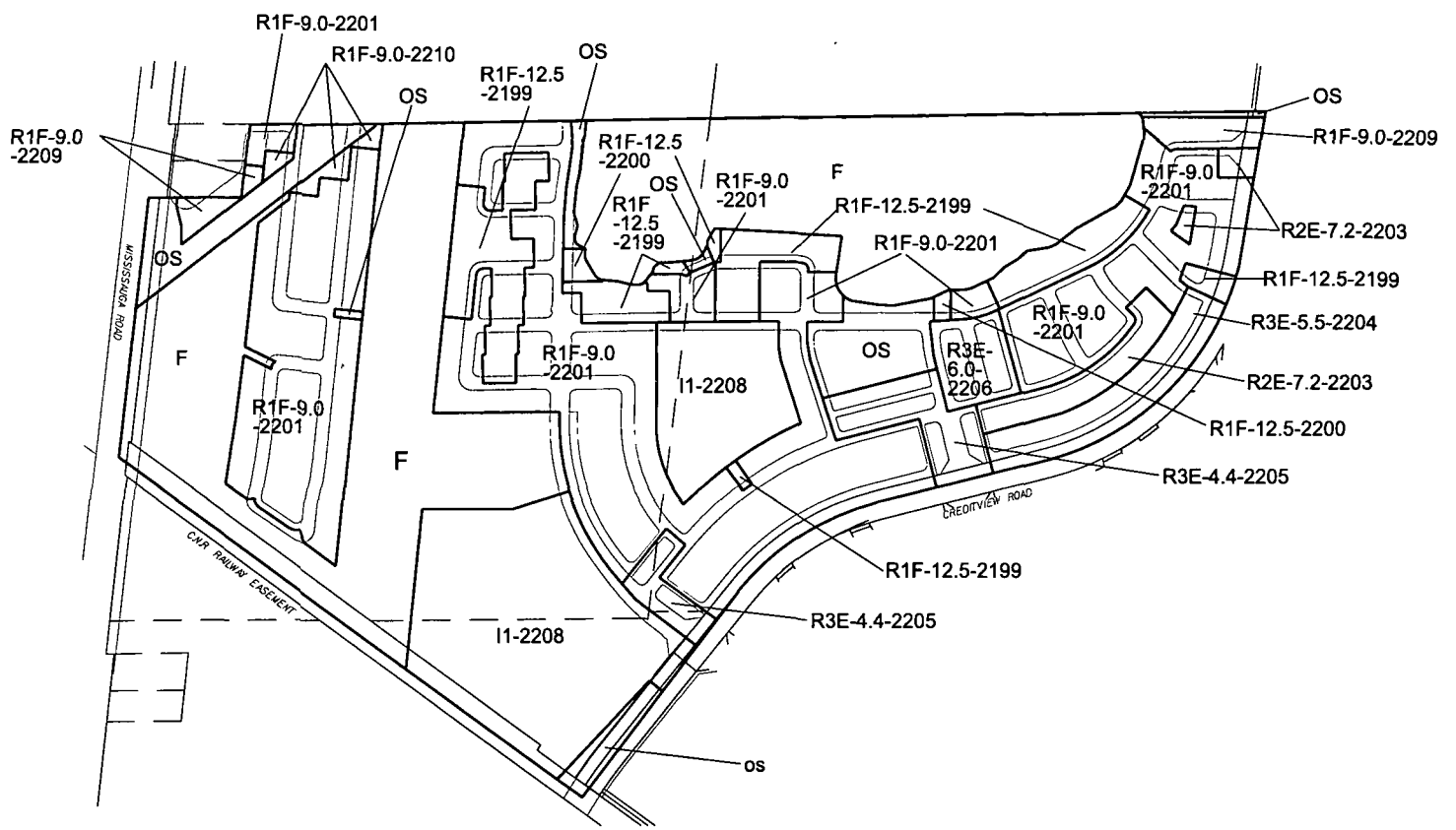
Date: 2011 11 16

Drawn by: CJK

By-Law 317-2011

Schedule A

File no. C04W12.002_ZBLA_A



LEGEND

— ZONE BOUNDARY

PART LOTS 11-12, CONCESSION 4 W.H.S.



CITY OF BRAMPTON
 Planning, Design and Development

Date: 2011 11 16

Drawn by: CJK

By-Law 317-2011

Schedule B

File no. C04W12.002zbla_b

WANLESS DR

WANLESS DR

WANLESS DR

MISSISSAUGA RD

CREDITVIEW RD

CADILLAC CRES

SANDALV

MISSISSAUGA RD

CREDITVIEW RD

LEAGATE ST

LUEL

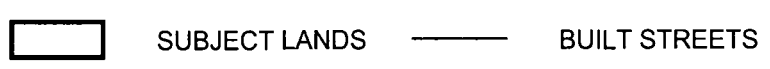
CREDITVIEW RD

FAIRHILL AV

MISSISSA

CREDITVIEW

CLAYBORNE AVE


 SUBJECT LANDS BUILT STREETS


 FLOWER CITY
 PLANNING,
 DESIGN &
 DEVELOPMENT
 BRAMPTON, CA



Date: 2011/11/16 Drawn By: CJK
File: C04W12.002zkm

Key Map By-Law 317-2011