

# Brampton Economic Indicators

## June 2019

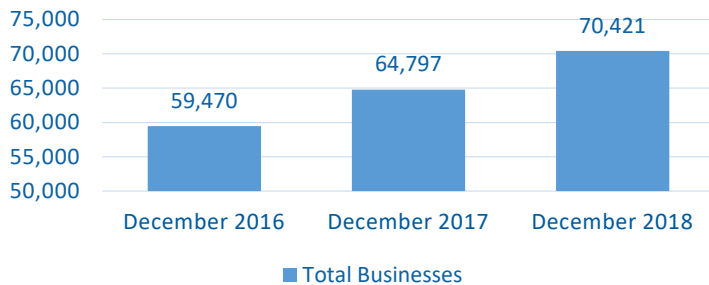


Brampton Indicators	YTD June 2019	YTD June 2018
Total Construction Value <sup>1</sup>	\$1,043,504,488	\$478,779,778
Residential Construction Value <sup>1</sup>	\$730,953,402	\$352,726,112
Non-Residential Construction Value <sup>1</sup>	\$312,551,086	\$126,053,666
Industrial Construction Value <sup>1</sup>	\$186,444,075	\$71,147,988
Commercial Construction Value <sup>1</sup>	\$50,908,636	\$43,142,078
Institutional Construction Value <sup>1</sup>	\$73,708,105	\$10,077,755
Housing Permits (units) <sup>1</sup>	2,983	1,315
Housing Resale Activity <sup>2</sup>	4,499	3,842
Average House Price <sup>2</sup>	\$717,173	\$693,982
Industrial Availability/Vacancy Rate (Q2 2019/Q2 2018) <sup>3</sup>	0.9%	1.6%
Unemployment Rate (Region of Peel) <sup>4</sup>	6.7%	6.7%

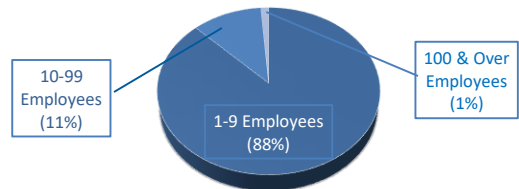
### Business Count Statistics<sup>5</sup>



#### Brampton Business Counts

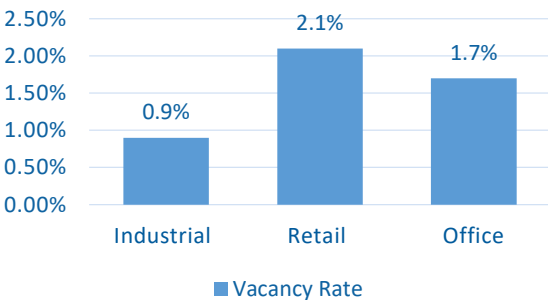


Categories	# of Businesses (December 2018)	Growth Rate (Since December 2017)
Total Businesses	70,421	8.68%
With Employees	24,546	8.03%
1-9 Employees	21,526	8.33%
10-99 Employees	2,725	5.91%
100 & Over Employees	295	6.12%

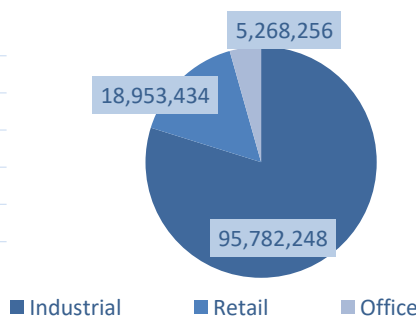


### Industrial, Retail & Office Space<sup>3</sup>

#### 2019 Q2 Vacancy Rate



#### 2019 Q2 Inventory (SF)



### Residential Statistics

#### Average Home Prices

**New Home Prices (Single-Detached)<sup>6</sup>**  
 YTD December 2018: \$702,272  
 YTD December 2017: \$691,740

**Average Home Prices - Resale<sup>2</sup>**  
 YTD June 2019: \$717,173  
 YTD June 2018: \$693,982

**Resale Prices (Single-Detached)<sup>2</sup>**  
 June 2019: \$856,338  
 June 2018: \$814,711

For more information regarding demographic data please visit [Brampton's Census Bulletins](#)

#### Sources

1. City of Brampton, Building Division June 2019
2. Toronto Real Estate Board, Monthly Market Watch June 2019
3. CoStar Analytics 2019
4. Statistics Canada, Labour Force Survey, custom tabulation June 2019
5. Statistics Canada, Canadian Business Counts
6. Canada Mortgage and Housing Corporation, Housing Now Tables GTA January 2019

Compiled by: City of Brampton - Economic Development Office