

CENSUS BULLETIN #3

Families, households and marital status
Structural type of dwelling and collectives

September 19th, 2012

Bulletin Highlights:

- The average number of persons per household in Brampton was 3.5 in 2011, while in the Region of Peel it was 3.2. For Brampton this is up from 3.4 in 2006.
- The average number of children per household remained the same in 2011 at 1.4. This number has remained constant since 2001.
- 36.4% of households in Brampton have 4-5 people and 18.6% have 3 people living with them. This is comparable to 2006.

Brampton Highlights

Brampton Highlights

In 2011 Brampton had a total population of 523,911, an increase of 20.8% from the 2006 Census. Brampton ranked 2nd in population growth between 2006 and 2011 when compared to other municipalities greater than 100,000. At 34.7, Brampton had the lowest median age among Canada's largest cities. The average number of persons per household in Brampton was 3.5 in 2011 and average number of children per household remained the same in 2011 at 1.4.

The 2011 Census counted 230,605 persons or 56% of the population aged 15 and over (409,585) that were legally married (and not separated), up from 191,665 in 2006. Brampton experiences about five times the number of married couples in comparison to Canada. Single persons represented 28.14%. Between 2006 and 2011, the number of common-law couples rose nearly 12.54% in Brampton, less than the national increase of 13.9%.

In 2011, Brampton had 145,350 census families (which consist of a couple living together with or without children or a lone-parent living with at least one child). Almost three-quarters (71.36%) of Brampton's married couples lived with children in 2011.

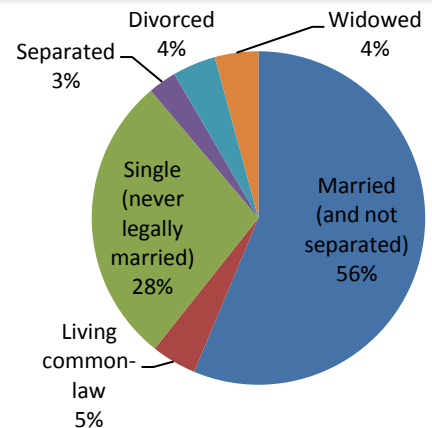
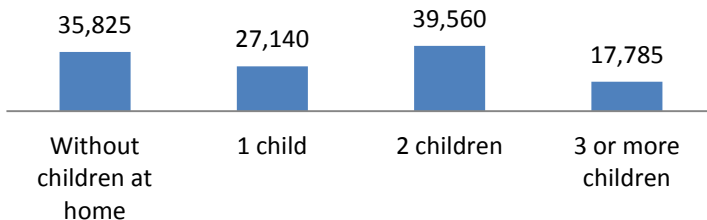
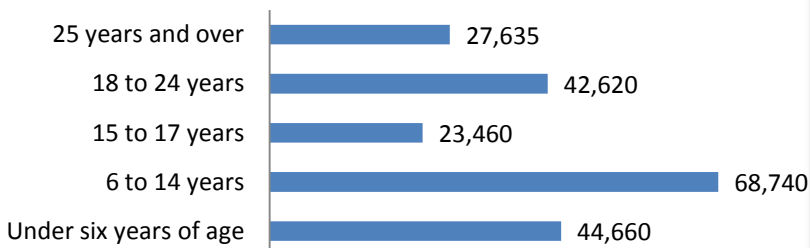


Figure 1: City of Brampton – Families, Households and Dwelling Characteristics

Married & Common-law couples



Total children in census families in private households



The 2011 Census counted 145,350 families in Brampton, an increase of 20.26% from 2006. There were 84,480 families with children at home and 35,825 without children at home (married & common-law couples). In 2011, the average number of children at home per census family was 1.4, unchanged from 2006 and 2001.

According to the 2011 Census, 21.12% of married couples had three or more children. 20% of Brampton's common-law couples had three or more children and 15.89% of lone-parent families reported having this many children.

There were 207,125 children living with their parents in Brampton in 2011. One-third of this group (or 33.91%) were 18 years of age or older.

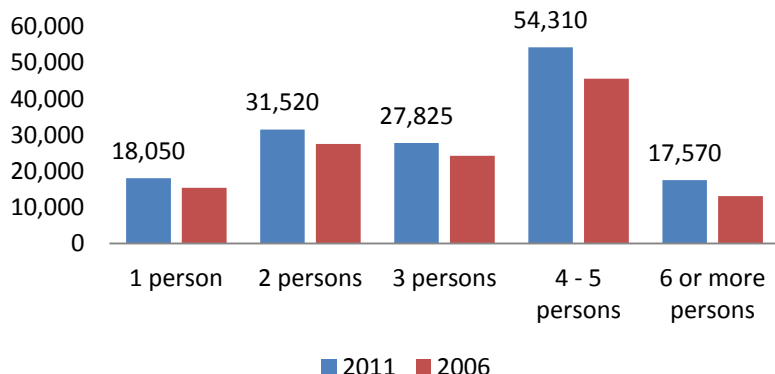
In Brampton, 81.2% of lone-parent families were female.



BRAMPTON
Flower City

Figure 2: City of Brampton – Families, Households and Dwelling Characteristics

Total number of private households by household size



Between 2006 and 2011, the number of private households in Brampton increased by 23,337 units to a total of 149,271. There were 96,460 one-family households, 15,675 multiple-family households and 21,780 non-family households. The average number of persons in private households was 3.5, up from 3.4 in 2006.

There was a total of 154,663 private dwellings in 2011, up 18.24% or 23,860 dwellings from the 2006 Census.

Figure 3: Private Dwellings By Structural Type Of Dwelling

According to the 2011 Census, 52.91% of the private dwelling inventory were single-detached, 21.96% apartments, 13.56% semi-detached and 11.53% were row houses.

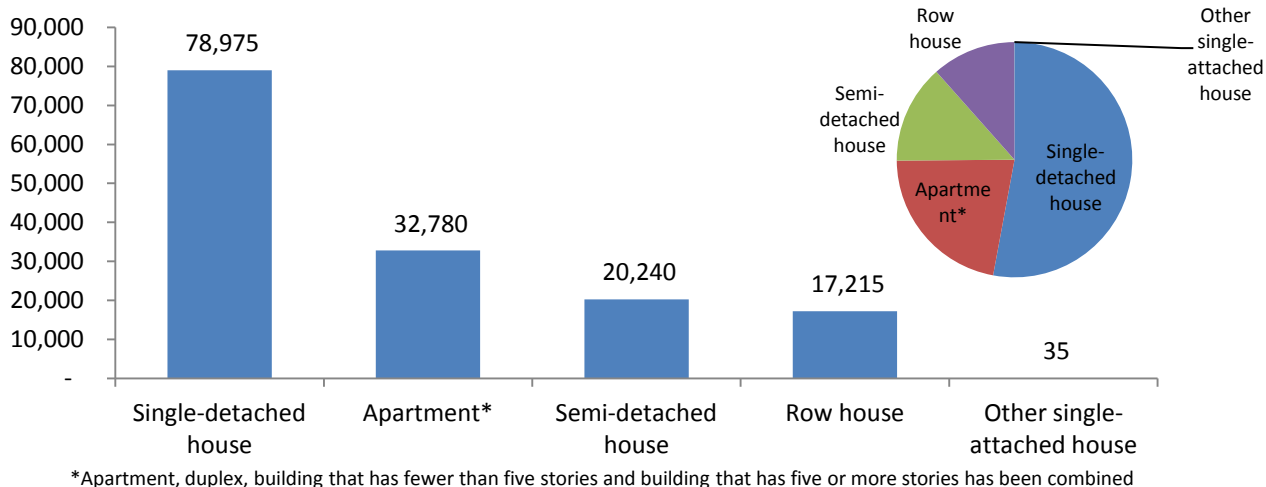
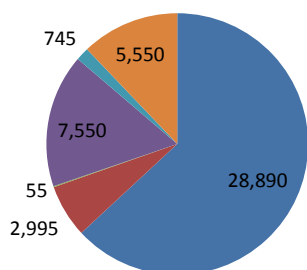


Figure 4: City of Brampton – Living Arrangements of Seniors

In 2011, Brampton had 45,785 seniors (age 65 years and older) living in private households. 63.1% of Brampton's seniors reported living with their spouse. 16.49% reported living with relatives, 1.62% lived with non-relatives and 12.12% lived alone.



- Married spouses, common-law partners
- Lone parents
- Children in families with one parent present
- Persons not in census families, living with relatives
- Persons not in census families, living with non-relatives only
- Living alone

Figure 5: Married (and not separated) by Age Group

According to the 2011 Census, the number of married couples between 20 to 29 years of age in Brampton decreased 3.65% in comparison to 2006. However the 30 to 39 years age group saw an increase of 11.09% during the last five years. All age groups older than 40 years also saw increases.

Married (and not separated) by Age Group

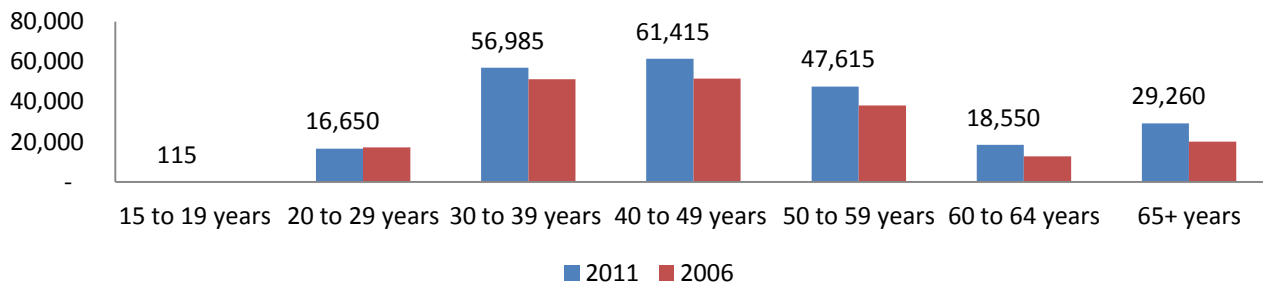


Figure 6: Number of Families Top 15 Municipalities by Population

Municipality	Population 2011	Average number of persons in private households	Total number of persons in private households	*Multiple-family households
Toronto	2,615,060	2.5	2,576,025	31,135
Montréal	1,649,519	2.1	1,612,640	7,025
Calgary	1,096,833	2.6	1,082,230	9,715
Ottawa	883,391	2.5	867,085	4,985
Edmonton	812,201	2.5	795,670	6,995
Mississauga	713,443	3.0	708,725	11,840
Winnipeg	663,617	2.4	649,950	5,180
Vancouver	603,502	2.2	590,210	7,675
Brampton	523,911	3.5	521,315	15,675
Hamilton	519,949	2.5	509,635	4,090
Québec City	516,622	2.0	502,595	880
Surrey	468,251	3.0	463,335	11,680
Laval	401,553	2.5	392,725	2,345
Halifax	390,096	2.5	384,310	2,240
London	366,151	2.3	360,715	1,830

*Multiple-family household refers to a household in which two or more census families (with or without additional persons) occupy the same private dwelling. Family households may also be divided based on the presence of persons not in a census family.

Highlights from the National Census

The 2011 Census of Population counted 9,389,700 census families in Canada, up 5.5% from 8,896,840 families in 2006. Married couples remained the predominant family structure (67.0%) in 2011 but the share has decreased over time.

For the first time, in 2011 the number of common-law couple families (1,567,910) surpassed the number of lone-parent families (1,527,840). As a result, common-law couples accounted for 16.7% of all census families, while lone-parent families represented 16.3%.

Of the nearly 5 million seniors aged 65 and over in 2011, most (92.1%) lived in private households, including 56.4% who were part of couples, 24.6% who lived alone and 11.0% who had other arrangements such as living with relatives.

Census Data Release Dates

The following table outlines the scheduled release dates of 2011 Census data by Statistics Canada and a brief description of each release. For more information about the 2011 Census visit Statistics Canada's website www.statcan.gc.ca.

✓	Wednesday, February 8, 2012	Release no. 1: <ul style="list-style-type: none">• Population and dwelling counts
✓	Tuesday, May 29, 2012	Release no. 2: <ul style="list-style-type: none">• Age and sex
✓	Wednesday, September 19, 2012	Release no. 3: <ul style="list-style-type: none">• Families, households and marital status• Structural type of dwelling and collectives
	Wednesday, October 24, 2012	Release no. 4: <ul style="list-style-type: none">• Language

Contact Information

This document was prepared by the City of Brampton's Economic Development Office.
For more information about the 2011 Census please contact:

Daniel Bishun

Market Analyst

City of Brampton Economic Development Office

Tel. 905-874-2004

Fax 905-874-2670

Web www.brampton.ca/census

E-mail daniel.bishun@brampton.ca

FOLLOW US ON 



BRAMPTON
Flower City