



CENSUS BULLETIN #1

POPULATION & DWELLING COUNTS

February 8th, 2012

Bulletin Highlights:

- Brampton's 2011 Population: 523,911
- Brampton is 9th largest City in Canada
- Brampton is 4th largest City in Ontario
- Brampton is 3rd largest City in the GTA
- At 90,105 Brampton had 3rd largest net increase in population among Canada's largest cities

Brampton Highlights

Brampton Highlights

Brampton is the 9th largest city in Canada; 4th largest in Ontario and 3rd largest within the Greater Toronto Area.

The 2011 Census counted a total population of 523,911 in Brampton, an increase of 20.8% or 90,105 persons from the 2006 Census (see Table 1). Brampton had the 2nd highest growth rate among Canada's 50 largest cities.

At 90,105 Brampton had the 3rd largest net increase in population among Canada's largest cities.

Brampton's population density was 1,967.1 persons per square kilometre in 2011, up 20.94% from 1,626.5 reported in the 2006 Census (see Table 2).

There were a total of 154,663 private dwellings in 2011, up 18.24% or 23,860 dwellings from the 2006 Census (see Table 3).

Largest Cities in Canada – 2011 Population

Municipality	Population 2011	Population 2006	Rank 2011	Rank 2006
Toronto	2,615,060	2,503,281	1	1
Montréal	1,649,519	1,620,693	2	2
Calgary	1,096,833	988,812	3	3
Ottawa	883,391	812,129	4	4
Edmonton	812,201	730,372	5	5
Mississauga	713,443	668,599	6	6
Winnipeg	663,617	633,451	7	7
Vancouver	603,502	578,041	8	8
Brampton	523,911	433,806	9	11
Hamilton	519,949	504,559	10	9
Québec City	516,622	491,142	11	10
Surrey	468,251	394,976	12	12
Laval	401,553	368,709	13	14
Halifax	390,096	372,679	14	13
London	366,151	352,395	15	15

Table 1: Population Comparisons, 2011 vs. 2006

	2011 Population	2006 Population	% Chg
Brampton	523,911	433,806	20.8%
Peel Region	1,296,814	1,159,405	11.9%
Ontario	12,851,821	12,160,282	5.7%
Canada	33,476,688	31,612,897	5.9%

Table 3: Dwelling Counts Comparisons, 2011 vs. 2006

	2011 Total Private Dwellings	2006 Total Private Dwellings	% Chg
Brampton	154,663	130,803	18.24%
Peel Region	416,850	373,455	11.62%
Ontario	5,308,785	4,972,869	6.75%
Canada	14,569,633	13,576,855	7.31%

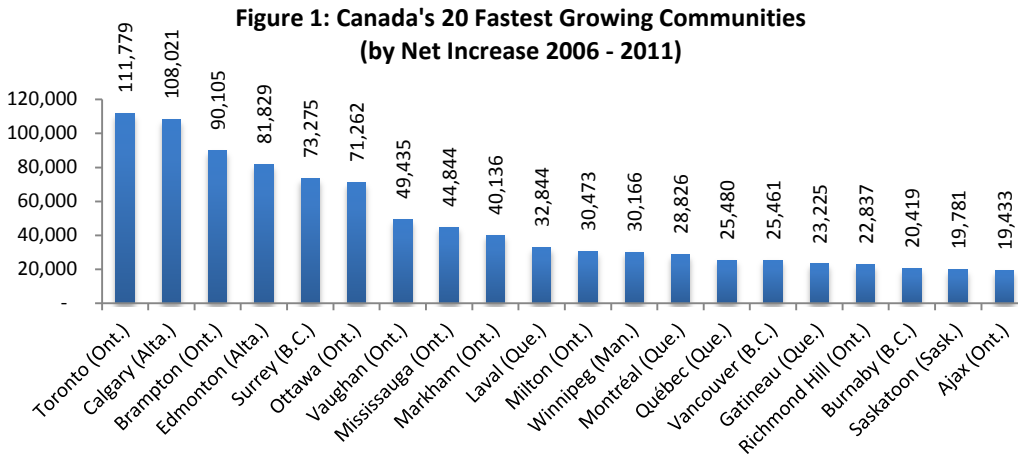
Table 2: Population Density Comparisons, 2011 vs. 2006

	2011 Population Density per SQ. km	2006 Population Density per SQ. km	% Chg	2006 Land Area (SQ. km)
Brampton	1,967.1	1,626.5	20.94%	266.71
Peel Region	1043.8	933.2	11.85%	1,242.40
Ontario	14.1	13	8.46%	907,573.82
Canada	3.7	3.5	5.71%	9,017,698.92

Table 4: Brampton Percentage of Population, 2011

	2011 Population	% of Population
Brampton	523,911	
Peel Region	1,296,814	40.40%
Ontario	12,851,821	4.08%
Canada	33,476,688	1.57%

Figure 1: Canada's 20 Fastest Growing Communities (by Net Increase)



Brampton had the 3rd Highest Population Growth in Canada

With an increase in population of 90,105 people, or 20.8% over the 2006 – 2011 timeframe Brampton, recorded the third highest five-year population increase among Canada's 20 Fastest Growing Communities.

Figure 2: Top Five Municipalities in GTA

Brampton 3rd Largest Municipality in GTA

Brampton had the 3rd largest population among the 25 municipalities that make up the Greater Toronto Area (GTA).

The GTA is the 4th largest region in North America.

Figure 2: Top Five Municipalities in GTA

Ranking based on 2011 Census Population

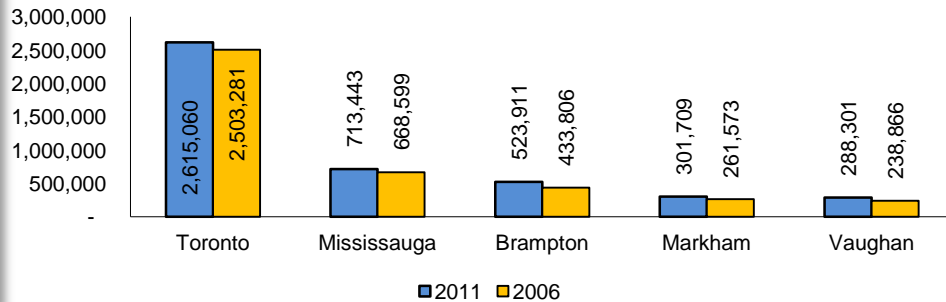
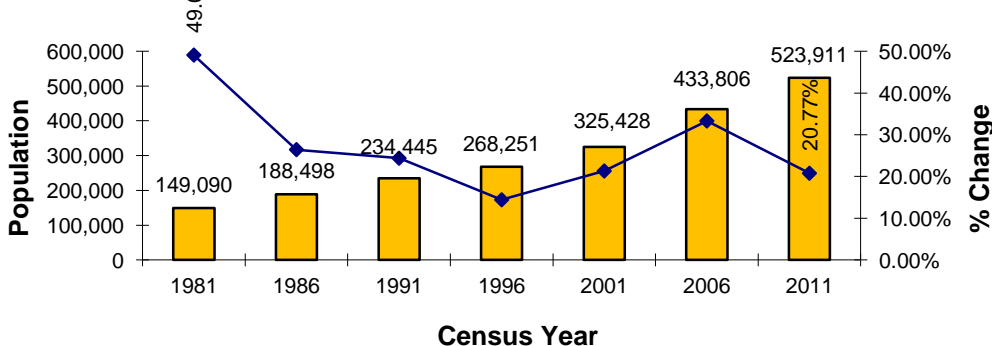


Figure 3: Brampton 30 Year Population Growth

Figure 3: Brampton 30 Year Population Growth

With Percentage Change over Previous Census



Brampton Continues Strong Growth

Brampton had the 2nd highest growth rate among Canada's 50 largest cities.

From 1981 to 2011 Brampton's population has increased 3.51 times or on average 8.38% per year.

Census Data Release Dates

The following table outlines the scheduled release dates of 2011 Census data by Statistics Canada. Also included is a brief description of each release. For more information about the 2011 Census visit Statistics Canada's website www.statcan.ca.

✓	Wednesday, February 8, 2012	Release no. 1: <ul style="list-style-type: none">• Population and dwelling counts
	Tuesday, May 29, 2012	Release no. 2: <ul style="list-style-type: none">• Age and sex
	Wednesday, September 19, 2012	Release no. 3: <ul style="list-style-type: none">• Families, households and marital status• Structural type of dwelling and collectives
	Wednesday, October 24, 2012	Release no. 4: <ul style="list-style-type: none">• Language

Contact Information

This document was prepared by the City of Brampton's Economic Development Office.
For more information about the 2011 Census please contact:

Daniel Bishun

Market Analyst

City of Brampton Economic Development Office

Tel. 905-874-2004

Fax 905-874-2670

Web www.brampton.ca/census

E-mail daniel.bishun@brampton.ca

FOLLOW US ON 



BRAMPTON
Flower City